




LAINGSBURG MUNICIPALITY

A scenic landscape photograph of a river flowing through a valley with mountains in the background. The river is calm, reflecting the surrounding landscape. The mountains are rugged and have a reddish-brown hue. The sky is clear and blue.

INTEGRATED DEVELOPMENT PLAN 2022/2027 FINAL AMENDMENT YEAR 3 REVIEW IMPLEMENTATION 2025/26

LAINGSBURG MUNICIPALITY



Vision

A Destination of choice where people come first

“n Bestemming van keuse waar mense eerste kom”

Mission

To function as a community-focused and sustainable municipality by:

- Rendering effective basic services
- Promoting local economic development
- Consulting communities in the processes of Council
- Creating a safe social environment where people can thrive

Values

Our leadership and employees will ascribe to and promote the following six values:

- Transparency
- Accountability
- Excellence
- Accessibility
- Responsiveness
- Integrity

Table of Contents

LIST OF ACRONYMS	7
FOREWORD OF THE MAYOR	8
ACKNOWLEDGEMENT OF MUNICIPAL MANAGER	9
EXECUTIVE SUMMARY	10
1. STRATEGIC PLAN.....	12
1.1. Introduction.....	12
.....	13
1.2. Project Prioritization Model.....	15
1.3. Focus Area 1: Environmental & Spatial Development	15
1.4. Focus Area 2: Local Economic Development	18
1.5. Focus Area 3: Basic Service Delivery	21
1.6. Focus Area 4: Social and Community Development	30
1.7. Focus Area 5: Institutional Transformation.....	36
1.8. Focus Area 6: Financial Viability	40
2. Laingsburg Spatial Development Framework	43
Strategic Objective	43
Conclusion.....	44
3. Local Government MTEF Allocations.....	45
4. Legislative Framework	46
4.1. Applicable Legislation	47
4.2. Development and Implementation of the IDP	49
5. Process Plan.....	50
5.1. Legal Requirements with regard to preparation of the IDP Process	50
5.2. Background and context of the 5th 2022/27 IDP	51
5.3. Phases of the Integrated Development Plan.....	52
5.4. Annual revision and amendment of the IDP	52
5.5. Purpose of a Review	53
5.6. Review Clarification.....	53
5.7. Amendment.....	53
5.8. Key planning and Policy Directives	53
5.8.1. International Policy Directives – Millennium Development Goals.....	54
5.8.2. National, Provincial and District Development Planning and Policy Directives	55
5.8.3. Horizontal Alignment of Key Strategies.....	57
4.8.9. Municipal Reporting & Roles and responsibilities	59

5.9.	Inter-Governmental Alignment	61
5.10.	Time Schedule	62
5.11.	Geographical Positioning	72
5.12.	Population and households projections.....	73
5.13.	Settlement Pattern.....	73
5.14.	Wards.....	73
6.	Situational Analysis	74
6.1.	Education	74
6.1.1.	Education Outcome.....	75
6.1.2.	Emergency Medical Services.....	76
6.1.3.	HIV/AIDS.....	76
6.1.4.	Child Care.....	76
6.1.5.	Maternal Health	77
6.2.	Safety and Security.....	77
6.2.1.	Decay of Social Fabric.....	79
7.	Environmental and Spatial (latest information)	79
8.	Economic Analysis and GDP Performance.....	86
8.1.1.	Agriculture	86
8.1.2.	Agri-Tourism	86
8.1.3.	Impact of Climate Change	86
8.1.4.	Building Materials and Mining.....	87
8.1.5.	Employment	87
8.1.6.	Unemployment.....	87
8.1.7.	Property market patterns and growth pressures	87
8.1.9	Tourism	87
8.1.10	Regional Economic Development.....	88
9.	Institutional and Service Delivery Analysis	88
9.1.1	Institutional Analysis.....	88
9.1.2	Political Environment.....	88
9.1.3	The Executive Mayoral Committee	89
9.1.4	Macro Administrative Structure	91
9.1.5	Municipal Administrative and Institutional Capacity	91
9.2	Financial Analysis	94
9.2.1	Revenue and Expenditure Pattern.....	94
9.2.2	Outstanding Debtors per service	94
9.3	Infrastructure Analysis	95

9.3.1	Transportation.....	95
9.3.2	Solid Waste Management.....	96
9.3.3	Water	98
9.3.4	Waste Water Treatment (Sanitation)	100
9.3.5	Energy	101
9.3.6	Telecommunication.....	102
9.3.7	Stormwater.....	102
9.3.8	Housing	103
9.3.9	Cemeteries.....	104
9.3.10	Sport Facilities	104
10.	Strategy.....	105
10.1.	SWOT Analysis	106
10.2.	Strategic focus areas and priorities	107
11.	Action Planning.....	112
11.1.	Project Prioritization	112
11.2.	Community Priorities	113
12.	Sector Planning.....	116
12.1.	Internal Sector Plans	116
12.2.	External Sector Plans and Programs.....	117
12.3.	Provincial Strategic Plan, 2025-2030	118
13.3	One Cape 2040 Vision	119
14	Long Term Planning.....	124
14.3	Financial Strategies	124
14.4	Non-Financial Strategies	124
14.5	Asset Management Strategy.....	125
14.6	Capital Projects Financing Strategy	125
14.7	Operating Capital Financing Strategy	125
14.8	Cost Effectiveness Strategy	125
14.9	Municipal Budget	125
14.10	Expenditure Analysis	127
	Table A5 – Capital Expenditure Budget by Vote	129
14.11	Borrowing	131
14.12	Transfer and Grants.....	132
14.13	Municipal Accounts	133
15	Performance Management	134
15.3	Performance Management System	134

15.4	Organizational Level.....	135
15.5	Individual Level.....	135
15.6	Key Performance Indicators (KPIs)	135
15.7	Performance Reporting.....	136
15.8	Quarterly Reports.....	136
15.9	Mid-Year Assessment.....	136
15.10	Performance Report	136
15.11	The IDP and the Budget.....	136
15.12	The Service Delivery Budget Implementation Plan.....	136
15.13	The municipal scorecard (Top Layer SDBIP)	136
	The municipal scorecard (Top Layer SDBIP) consolidate service delivery targets set by Council / senior management and provide an overall picture of performance for the municipality as a whole, reflecting performance on its strategic priorities.	136
15.14	Actual Performance.....	136
16	Strategic Alignment	140
17.	Disaster Management	151
17.1	Institutional Capacity	152
17.2	Disaster Management for the year 3 of 5 Year IDP	155
18	References	157
19	Annexures	146

LIST OF ACRONYMS

ABREVIATION	MEANING/INTERPRETATION
IDP	Integrated Development Plan
LED	Local Economic Development
DEDAT	Department Economic Development and Tourism
DEA	Department of Environment Affairs
MIG	Municipal Infrastructure Grant
DTPW	Department Transport and Public Works
CKDM	Central Karoo District Municipality
HSP	Human Settlements Plan
SDF	Spatial Development Plan
MFMA	Municipal Financial Management Act
SDBIP	Service Delivery and Budget Implementation Plan
GDS	Growth Development Summit
SMME	Small Medium Micro Enterprises
DMP	Disaster Management Plan
DMA	District Municipal Area
EPWP	Extended Public Works Program
PPP	Public Private Partnership
CPP	Community Public Partnership
CPPP	Community Public Private Partnership
EDA	Economic Development Agency
ABET	Adult Basic Education and Training
DLG	Department of Local Government
DHS	Department of Human Settlement
DOH	Department of Health
ITDF	Integrated Tourism Development Framework
MTEF	Medium Term Expenditure Framework
MSIG	Municipal Systems Improvement Grant
MSA	Municipal Systems Act
PDI	Previous Disadvantaged Individuals
PCF	Premier's Coordinating Forum
CBP	Community Based Planning
PDO's	Pre-determine Objectives
PMP	Performance Management Plan
LCPS	Local Crime Prevention Strategy
mSCOA	Municipal Standard of Accounts
LLM	Local Laingsburg Municipality
SEPLG	Socio-Economic Profile of Local Government
MERO	Municipal Economic Review and Outlook
iMAP	Implementation MAP
PAC	Participatory Appraisal of Competitive Advantage

FOREWORD OF THE MAYOR

The Integrated Development Plan is the Strategic Plan of the municipality. The plan addresses the needs of our communities, the organization and set clear strategic objectives and key performance indicators over the five-year implementation period of the plan. The Integrated Development Plan is reviewed annually to monitor and ensure we are on track to deliver on our strategic objectives.

The municipality's core function as per our Constitutional mandate is to deliver basic services to all our residents. The municipality must ensure financial stability and sustainability. We currently have an aging infrastructure and the municipality must put mechanisms in place to address these which will enhance service delivery. We should not forget that we are facing difficult times economically and loadshedding is worsening daily.

The Municipal budget is the funding tool to implement the Integrated Development plan, though we have a limited budget this will not interfere with our service delivery.

I want to thank the residents of Laingsburg, Matjiesfontein and surrounding farms for being part of the Integrated Development Plan and Budget processes.

Lastly I also would like to thank my fellow Councilors, Municipal Manager and Administration who developed the Integrated Development Plan and who will ensure the implementation of the plan.

I thank thee

AMANDA KLEINBOOI
EXECUTIVE MAYOR



ACKNOWLEDGEMENT OF MUNICIPAL MANAGER

The Laingsburg Municipality Council and Municipal Management further commits itself to the delivery of quality basic services to community it serves.

Through the IDP process, the municipality will focus on the most important needs of local communities considering the resources available and financial affordability.

The South African Constitution is underpinned by principles of good governance, also highlighting the importance of public participation as an essential element of successful good local governance. Section 152 of the Constitution of the Republic of South Africa, 1996 confirms a number of citizen rights and more specifically, the rights of communities to be involved in local governance.

The principle behind public participation is that all the stakeholders affected by the Council decision or actions have a right to be consulted and contribute to such a decision.

I further wish to confirm that as Council we have consulted all ward-based communities and further engaged with various stakeholders to consolidate and review our IDP.

To strengthen and streamline the municipality and its operations to enable the institution to expand service delivery to the residents the following interventions and actions will be prioritized in the year ahead:

- Addressing irregular, fruitless and wasteful expenditure and improving the audit opinion by the Audit-General and introducing corrective measures towards obtaining a clean audit.
- Promoting financial discipline and management.
- Vigorously instilling a culture of performance within the institution.
- Making the vision and mission of the municipality our motto to provide a strategic thrust for the Municipality's long-term development planning.
- Sourcing available national and international funding to augment key service delivery projects and replace aging and poor infrastructure.
- Capacitating the Ward Committee System to enhance effective public participation.

As a Municipality we are obliged to encourage the involvement of communities and community organisations in municipal governance, as the Accounting Officer guided by applicable legislation, I commit that we will advance Service Delivery beyond Expectation.

J BOOYSEN
MUNICIPAL MANAGER



EXECUTIVE SUMMARY

A destination of choice where people comes first “n Bestemming van keuse waar mense eerste kom”

Strategic Plan

The Municipality is the major arena of development planning. It is at this level of government where people's needs and priorities and local conditions have to be linked, with national guidelines and sectorial considerations, to specific projects and programmes. The Laingsburg Municipality therefore developed a 5-year strategic plan.

Laingsburg Spatial Development Framework

The municipal SDF was reviewed along with the development of the municipal Integrated Development Plan, spatially indicate where projects in the IDP will be implemented.

Legislative Mandate

The **Municipal System Act (MSA) Act 32 of 2000** requires municipalities to develop Integrated Development Plans which should be single, inclusive and strategic in nature. The IDP of a municipality will guide development within the council's area of jurisdiction, once adopted; an IDP should also be reviewed annually. In addition, the Act also stipulates the IDP process and the components to be included. This is the Final Integrated Development Plan for the 2022-2027 Year 2 Review in term of Laingsburg Municipality as per Section 34 of the Municipal Systems Act (MSA) Act 32 of 2000.

Municipal Profile

In this chapter a Status Quo Report of the municipal area and the following focus areas were highlighted; demographics, education; health, crime, decay of social fabric, climate, topography, water resources, biodiversity, heritage, flooding, land ownership, local economic development, agriculture, employment, income, land reform, tourism, political environment, micro administrative structure, institutional capacity, systems and policies, income & expenditure patterns, outstanding rates & services, liquidity ratio, infrastructure, transportation, management, water, waste water treatment, energy, telecommunications, storm water, housing, cemeteries and sports facilities.

Situational Analysis

A municipal situational analysis was focusing on Education, Health, Crime, Environmental and Spatial, Regional Economic Development, Institutional, Financial and Infrastructure. This assessment informs the municipal strategic agenda and project planning.

Strategic Agenda

The council in a strategic planning session set a strategic agenda that informed this IDP, budgeting and Performance Management.

Action Planning for 2025/26 Financial Year

An Action Plan in the form of a log frame for every program and project is developed and enclosed within this chapter of the document. The Projects and programs are used to inform the Service Delivery Budget Implementation Plan (SDBIP) as well as performance of municipal officials and the municipal manager to ensure service delivery and the realization of the municipal vision

Internal & External Sector Plans and Programs

The IDP is not just a local government tool but it is for the whole of government and sector departments plans and programs are included in this chapter so that all stakeholders are aware of what is being done within the municipal area.

Long-term Finance Planning

A long-term financial Plan indicating municipal revenue, expenditure and capital planning. A 3-year forecasting was included in this document.

Performance Management

This Chapter deals with the implementation and monitoring of the IDP projects and programs aimed at achieving the vision and objectives of the municipality as set out in this document. The IDP and Budget are implemented through a Service Delivery and Budget Implementation Plan (SDBIP). The Top Layer SDBIP is used as a scorecard to measure, monitor, evaluate and report on institutional performance (monthly, quarterly, bi-annual and annual basis). The Departmental SDBIP measures the performance of the departments and performance agreements and plans are used to measure the performance of employees.

High Level Spatial Development Framework

Outlining the development path, the municipality will follow the next 5 years and how the municipality will steer development spatially. The Spatial Development Framework links the development objections taken from the Integrated Development Plan and the Budget of the municipality.

Land use scheme / Integrated Zoning

A land use scheme is a tool used by municipalities to regulate and manage land development according to the vision, strategies and policies contained in the IDP and SDF while supporting the interest of the public to promote sustainable development.

Disaster Management

The municipality conducted a risk assessment and how it will affect the implementation of the IDP, institutional Arrangements and what projects will be implemented to promote community resilience.

Drought

Laingsburg Municipality is a small municipality situated on the N1. Agri business and Tourism forms part in employment and economic activity in the Municipality

The following sources are used to supply water:

Zoutkloof Fountain and Zoutkloof Borehole

Van Riebeeck Borehole

Matjiesfontein

Two pits are used in the Buffelsrivier

1. STRATEGIC PLAN

1.1. Introduction

Laingsburg Municipality is a Category B Municipality in the Central Karoo District. It is the smallest municipality in the Western Cape Province and in South Africa. The municipality covers an area of more than 8781, 44 square kilometer (Population density about 1 person per square km) and straddled by the N1 national road. It accessible from all the major cities of the Western Cape as well as Northern Cape, Eastern Cape, Free State and Gauteng Province. (LLM, 5th Generation IDP)

Generally, Laingsburg is a one town Municipality. Laingsburg town has a population of 9093 people (80%), whereas the rest of the population 1500 resides in the Non-Rural (NU) which include the settlement Matjiesfontein and Vleiland and scattered farming community. The population of Matjiesfontein, the second largest community, has about 773 people.

The municipality has a gender breakdown of 48.8% male and 51.2% female

According to the 2023 Socio Economic Profile, Laingsburg Municipality has a 42% youth population which are recorded as 4 774 of the whole population. The number of households for the area are recorded as 3 314, which is an increase since 2011 (2408), and the average household size is 3.4.

In terms of sanitation the municipality render services to 95,6% households as it is a basic right for humanity.

The community responded positively with regards to services rendered by the municipality but the services of the local police services needs to be revised.

The population and households for the Central Karoo will be revised

Laingsburg: At a Glance

Demographics



Population

11 366

Census 2022: Actual Households 2022



Household

3 314

Education

2023

Matric Pass Rate

Learner-Teacher Ratio

Retention Rate



72.6%

70.3%

32.8%

Poverty

2022/23



Gini Coefficient

0.56

Poverty Head Count Ratio (UBPL) **81.8%**

Health

2023/24



Primary health
Care Facilities

1

Immunisation
Rate

98.2%

Maternal Mortality Ratio
(per 100 000 live births)

0.0%

Teenage Pregnancies – Delivery rate
to woman U/19

17.6%

Safety and Security



Residential
burglaries

47

Actual numbers as reported cases in 2023/24

DUI

104

Drug-related Crimes

104

Murder

1

Sexual Offences

16

Road Safety 2020/21

Fatal Crashes
Road User Fatalities

Labour 2023

Unemployment Rate

23.3%



Socio-economic Risk

Risk 1 Job Losses

Risk 2 Low learner retention

Risk 3 Low skills base (Labour)

Access to Basic Service delivery

2023/24

Water
99.5%

Refuse Removal
80.4%

Electricity
92.1%

Sanitation
95.6%

Housing
96.2%

Largest 3 Sectors

Contribution to GDP, 2021

Agriculture, forestry and fishing

27%

General Government

13%

Community and Social Services

18%

Table 1: Laingsburg Socio Economic Profile (Source SEPLEG; 2024)

The municipality aligned itself with the Key Performance Areas of National Government but included Environmental and Social Development as it is crucial for the sustainability of the municipality.

The municipal strategic focus areas are the priority areas of the municipality which the following priorities.

- 1) Environmental and Spatial Development
- 2) Local Economic Development
- 3) Social and Community Development
- 4) Institutional Transformation, and
- 5) Financial Viability.

The municipality wants to create an inclusive society by working together as all stakeholders to achieve economic freedom to the inhabitants of Laingsburg. It will require a shift from service delivery driven to the increase of opportunities for economic growth, therefore the public participatory process which run concurrently with the development of this document aiming to achieve community ownership and the creation of public value.

These focus areas will be monitored in terms of the municipal strategic objectives, aligned key performance indicators, programs and projects. At the same time, it will assist the municipality to report on progress with regards to initiatives implemented to achieve national and provincial set targets.

The following programs / projects are aligned with the new mSCOA segments which will be implemented for the remainder of the 5-year cycle. The projects are aligned to the municipal strategic objectives and will assist the municipality to achieve its vision of becoming a destination of choice where people come first.

The projects are aligned to the municipal budget and clearly steer how performance management will be done during the period. Key actions with targets and milestones are aligned to ensure that each one of the seven Strategic Objectives of the municipality is implemented during the 2022 – 2027 IDP period.

1.2. Project Prioritization Model

The municipality identified the need for a project prioritization model and implemented a model that can be summarized as follows:

- Project prioritization is required in order to guide project implementation and the allocation of funding to each project. The project prioritization model is applied to projects and programs funded from municipality's own funding.
- Projects funded by external service providers (e.g. MIG) do not require prioritization by the Laingsburg Municipality for funding and implementation

Criteria	Description	Score (Yes = 1, No = 0)
Legal Requirements	Is the project legally required by legislation?	
Contractually Commit	Has the project already commenced and were appointments done to date?	
Safety/ Basic Need	Will the postponement of the project create a safety risk to the community and is the project addressing a basic need?	
Maintenance cost	Will the maintenance cost for the project be affordable in the future	
Total		

Table 1.2: Project prioritization model

1.3. Focus Area 1: Environmental & Spatial Development

This Priority Focus Area focus on the of a safe municipal area, the conservation of the town's heritage and creating a clean green oasis in the Karoo. It also seeks to restore dignity in rural areas. The following defined Pre-Determined Objective (PDO) will speak directly to the focus area.

Strategic Objective 1	Developing a safe, clean, healthy and sustainable environment for Communities	
Outcome	Pleasant living environment, Safer roads in the municipal area, Available Sport facilities, Conserved Environment, Clean and Health aware Town.	
Key Performance Indicators	<ul style="list-style-type: none">• Implement IDP approved greening and cleaning initiatives• Host public safety community awareness days as per the program approved in the IDP• Participate in the provincial traffic departments public safe initiatives as approved in the IDP	
Municipal Functions	Technical Services, Strategic Services & Administration	
Alignment with District, National and Provincial Strategies		
Sphere	Ref	Description
National KPA	NKPA	Basic Service Delivery

National Outcome	NO	All people in South Africa protected and feel safe
National Development Plan (2030)	NDP	Building safer communities
Provincial Strategic Plan	SG2 SG3	Educated, Healthy and Caring Society Safety
Provincial Strategic Objective	PSO	<ul style="list-style-type: none"> Sustain ecological and agricultural resource-base Improve Climate Change Response
District Strategic Objective	CKDM IDP	<ul style="list-style-type: none"> SG 1: Promote Safe, Healthy and Socially stable communities through the provision of a sustainable environmental health service SG 4: Prevent and minimize the impact of possible disasters and improve public safety in the region

Table 1.1: Municipal PDO 1

In order for Laingsburg to achieve this strategic objective, programs and projects will be implemented.

Project: Rural Development						IDP No. 0001	
Key Performance Area		ENVIRONMENTAL & SPATIAL DEVELOPMENT					
Objectives: S01				Strategy:		Baseline:	
Develop a safe, clean, healthy and sustainable environment for all				Eradicate bucket systems		Bucket systems in Rural Areas	
Indicator: Provide free basic sanitation to indigent households is terms of the equitable share requirements							
Project Output		Item			Region		
Farmworkers provided with a VIP toilet		Expenditure			All Wards		
Main Activities	Function	2022/23	2023/24	2024/25	2025/26	2026/27	
Needs Identification, Purchasing of units Distribution and Training	Technical Services						
Cost	2022/23	2023/24	2024/25	2025/26	2026/27	Fund	
R						CRR	
Comments							

Logframe1.1 Rural Development: VIP Toilets

Project: Cleaning & Greening Campaign					IDP No. 0002			
Key Performance Area		ENVIRONMENTAL & SPATIAL DEVELOPMENT						
Objectives: S01			Strategy:			Baseline:		
Develop a safe, clean, healthy and sustainable environment for all			Revival of township nodes and urban conservation			Municipal Area is dry and erosion takes place		
Indicator: Provide free basic sanitation to indigent households is terms of the equitable share requirements								
Project Output		Item		Region				
Clean, Green Town & Proudly Laingsburg Community		Expenditure		Whole Municipal Area				
Main Activities		Function		2022/23	2023/24	2024/25	2025/26	2026/27
Laingsburg Cleaning & Storm water		Technical Services		R 440 400	R 440 400	R 400 000	R 400 000	
Buffelsrivier Cleaning								
Laingsburg Landfill site Cleaning & Recycle				R 158 400	R 257 400	R 95 000	R 160 000	
Matjiesfontein Landfill site Cleaning								
Infrastructure Maintenance & Resource Management (Brick making)						R 200 000	R 355 000	
Expansion of landfill site								
Yellow Fleet Waste Management						R 3 044 114	R 2 234 541	
Cost		2022/23	2023/24	2024/25	2025/26	2026/27	Fund	
R		R 598 800	R 697 800	R 695 000	R 3 959 114	R 2 234 541	EPWP/ MIG	
Comments		The funding for the 2024/2025 should be spend by 30 June 2025						

Log frame 1.2 Cleaning and Greening

1.4. Focus Area 2: Local Economic Development

Priority 2 focus on creating opportunities to ensure that the Laingsburg municipal economic growth positively. The municipality will mainly focus on the creation of enabling environment which will attract investment to the area. The municipality will also implement infrastructure projects which will have an impact on the economy as well. The municipality will also develop internally an incentive scheme which will draw investment to the area. The Local Economic Development (LED) strategy did a Participatory Appraisal Competitive Advantages which will be built on to achieve real economic growth. Small Medium Micro Enterprise Developments (SMME's) is also a focus area to grow the informal sector as it shows growth potential. The Local Economic Development Strategy is currently under review.

The municipality identified catalyst projects which are captured under the community priorities.

These initiatives will grow the municipality and contributes to the sustainability of the municipality.

The following defined Pre-Determined Objectives (PDO) will speak directly to focus area.

Strategic Objective 2	Promote local economic development	
Outcome	Enhanced job creation	
Key Performance Indicators	Assist business with business and CIDB registration Host Events as identified in the IDP in support of LED within the Municipal Area Create job opportunities through EPWP and infrastructure projects	
Municipal Functions	Strategic Services Community Services Infrastructure Services	
Alignment with District, National and Provincial Strategies		
Sphere	Ref	Description
National KPA	NKPA	Local Economic Development
National Outcome	NO	Decent employment through inclusive economic growth
National Development Plan (2030)	NDP	An economy that will creates more jobs Inclusive rural economy
Provincial Strategic Plan	SG1	Growth 4 Jobs
Provincial Strategic Objective	PSO	PROJECT Khulisa (“to grow”) <ul style="list-style-type: none">• Renewables• Tourism• Oil & Gas• BPO• Film• Agri-processing
District Strategic Objective	CKDM IDP	G7: Promote regional economic development, tourism and opportunities

Table 1.2: Municipal PDO 2

In order for Laingsburg to achieve this strategic objective, programs and projects will be implemented. The underneath table also outline the planned projects for the 24/25 financial years as well as the rest of the years of this IDP cycle;

Project: Tourism Development					IDP No. 0003			
Key Performance Area		LOCAL ECONOMIC DEVELOPMENT						
Objectives: S01			Strategy:			Baseline:		
Promote Local Economic Development			Laingsburg Tourism Development			Visitors drive through Laingsburg without stopping		
Indicator: Host Event as identified in the IDP in support of LED within the Municipal Area								
Project Output		Item		Region				
Laingsburg & Tourism Destination and more visitors stay over		Expenditure		Whole Municipal Area				
Main Activities		Function		2022/23	2023/24	2024/25	2025/26	2026/27
Tourism & Development		Tourism Office						
Cost		2022/23	2023/24	2024/25	2025/26	2026/27	Fund	
R								
Comments								

Log frame 1.3 Tourism Development

Project: Tourism Development						IDP No. 0004		
Key Performance Area		LOCAL ECONOMIC DEVELOPMENT						
Objectives: S02				Strategy:			Baseline:	
Promote Local Economic Development				Promotion of SMME’s			Lack of funds available to new entrepreneurs	
Indicator: Assist business with business and CIDB registration								
Project Output		Item		Region				
New Business and unemployment decreased		Expenditure		Whole Municipal Area				
Main Activities		Function		2022/23	2023/24	2024/25	2025/26	2026/27
Business/CIDB Registration		Development Services Financial and Corporate Services						
LED Week								
Door Manufacturing								
SMME’s FINAID (Booster fund)								
Cost		2022/23	2023/24	2024/25	2025/26	2026/27	Fund	
R		R	R 0	R	R	R 0	CRR/ DEDEAT	

Log frame 1.4 SMME's Development

Project: LED Cultural Events						IDP No. 0005		
Key Performance Area		LOCAL ECONOMIC DEVELOPMENT						
Objectives: S02				Strategy:			Baseline:	
Promote Local Economic Development				Marketing and Investing			Lack of Cultural Events	
Indicator: Assist business with business and CIDB registration								
Project Output		Item		Region				
More people visit area and invest in local Markets		Expenditure		Whole Municipal Area				
Main Activities		Function		2022/23	2023/24	2024/25	2025/26	2026/27
Farm Market		Development Services						
		Finance and Corporate Services						
		Community Services						
		Infrastructure Services						
Cost		2022/23	2023/24	2024/25	2025/26	2026/27	Fund	
R							CRR	

Log frame 1.5 Cultural Events

The municipality made provision to contribute to the events, but due to financial constraints, the municipality had to revise their budget. The community however got together and hosted the events successfully, which is a good story to tell as public value was created. The community co-created the events and managed to get sponsorships.

1.5. Focus Area 3: Basic Service Delivery

Households increased from 2862 to 3314 in the municipality. The municipality is dependent on ground water of which the biggest portion has access to piped water inside the dwelling or within the yard. The biggest portion of households has access to Eskom electricity utilizing it for lighting and cooking. Alternative energy is also being used within the municipality. All households have access to electricity.

This priority area focuses on service delivery improvements but at the same time speaks to the provision of infrastructure that will promote Local Economic development.

The following Pre-determined Objectives clearly defines what will be achieved when implemented.

Strategic Objective 4	Provision of Infrastructure to deliver improved services to all residents and business	
Outcome	Maintained municipal roads, improved waste management, improved provision for storm water, Enhanced service delivery, Improved electricity service, Improved sanitation services, Improved water provision & Improved Integrated Transport.	
Key Performance Indicators	80% of approved capital budget spend Number of formal residential properties connected to the municipal services (Water, electricity, sanitation and refuse removal	
Municipal Functions	Infrastructure Services & Finance and Corporate Services	
Alignment with National and Provincial Strategies		
Sphere	Ref	Description
National KPA	NKPA	Basic Service Delivery
National Outcome	NO	An effective, competitive and responsive economic infrastructure network
National Development Plan (2030)	NDP	Improved infrastructure Economic Infrastructure
Provincial Strategic Plan (2030)	PSG 2 PSG 3	Educated, Healthy and Caring society Safety
Provincial Strategic Objective	PSO	Integrating service delivery for maximum impact Increasing access to safe and efficient transport
District Strategic Objective	CKDM IDP	SG 3: Improve and maintain district roads and promote safe road transport SG 4: Prevent and Minimize the impact of possible disasters and improve public safety in the region

Table 1.3 Municipal PDO 3

In order for Laingsburg to achieve this strategic objective, programs and projects will be implemented.

Strategic Objective 7	Effective Maintenance and management of municipal assets and natural resources	
Outcome	Climate Change adaptation, Water Conservation, Biodiversity Conservation, Improved Disaster Management, Heritage Conservation, Management of Energy & Improved Land Management	
Key Performance Indicators	70% of the approved maintenance budget spent Limit the % of electricity unaccounted for to less than 20% Maintain the quality of waste water discharge as per SANS 241-2006 Limit The % of water unaccounted for to less than 40% Maintain the water quality as per the SANA 241-1-2001 criteria	
Municipal Functions	Strategic Services Technical Services Financial Services Administration Community Services	
Alignment with National and Provincial Strategies		
Sphere	Ref	Description
National KPA	NKPA	Basic Service Delivery
National Outcome	NO	All people in South Africa protected and feel safe
National Development Plan (2030)	NDP	Environmental Sustainability and resilience
Provincial Strategic Plan (2030)	PSG 2 PSG 4	Educated, Healthy and caring society Innovation, culture and governance
Provincial Strategic Objective	PSO	Sustainable ecological and agricultural resource based improved Climate Change Response Improved Better living conditions for Households, especially low income and poor households Sustainable and Integrated urban and rural settlements Integrated Management Inclusive society
District Strategic Objective	CKDM IDP	SG 4: Prevent and Minimize the impact of possible disasters and improve public safety in the region

Table1. 4 Municipal PDO 7

The underneath table also outline the planned projects for the 2025/26 financial years as well as the rest of the years of this IDP cycle.

Project: Electricity Provision					IDP No. 0013			
Key Performance Area		Infrastructure Development						
Objectives: S04			Strategy:			Baseline:		
Provision of infrastructure to deliver improved service to all residents and business			Infrastructure Development			Urgent need for upgrading of electrical network		
Indicator: 70% of the approved capital budget spent								
Project Output		Item		Region				
Upgraded electrical network		CS Expenditure		All wards				
Projects		Function		2022/23	2023/24	2024/25	2025/26	2026/27
Integrated National Electrification Program (Municipal Grant)		Infrastructure Services				0	R 2 000 000	R 3 000 000
Generator					R 60 000			
Solar Heaters								
Acacia Park – New High Mast lighting								
Improvement of street lighting								
Electricity Master Plan								
Cost		2022/23	2023/24	2024/25	2025/26	2026/27	Fund	
R			R 60 000	0	R 2 000 000	R 3 000 000	DE	
Comments								

Log frame 1.6 Electricity Provision

Program: Water Provision				IDP No. 0014			
Key Performance Area		Infrastructure Development					
Objectives: S04		Strategy:		Baseline:			
Effective Maintenance and management of municipal assets and natural resources		Bulk water pipeline		Need for water infrastructure upgrading			
Indicator: 70% of the approved capital budget spent							
Project Output	Item		Region				
Upgraded Water network	CS Expenditure		Laingsburg				
Projects	Function		2022/23	2023/24	2024/25	2025/26	2026/27
Elec and Equip Borehole							
Replacing of existing elevated watertower in Matjiesfontein				3 595 640,60			
Phase 2 Construction of raw water south in Laingsburg Town				130 314,32	5 339 525,08		
Data Loggers							
Cost	2022/23	2023/24	2024/25	2025/26	2026/27	Fund	
R		R 3 725 954,92	R 5 339 525,08	R	R	WSIG	
Comments	Funding for the 2024/2025 book should be spend by 30 June 2025						

Log frame 1. 7 Water Provision

Program: Waste Water Management					IDP No. 0015		
Key Performance Area		Infrastructure Development					
Objectives: S04			Strategy:			Baseline:	
Effective Maintenance and management of municipal assets and natural resources			Provision of sanitation services			Wastewater Infrastructure upgrade	
Indicator: 70% of the approved capital budget spent							
Project Output		Item		Region			
Upgraded Sewage Systems		CS Expenditure		Laingsburg			
Projects	Function	2022/23	2023/24	2024/25	2025/26	2026/27	
Matjiesfontein Sewer Upgrades Phase 2		2 360 000					
Matjiesfontein Waste Water Treatment Works		15 000 000	3 614 520				
Upgrade Laingsburg Waste Water Treatment Works					19 891 000		
Refurbishment of sewer pump stations in Laingsburg			8 397 000				
Installation of four new floating surface aerators at Laingsburg waste water treatment works			1 800 000				
Construction of new Sewer Pump Station for the town of Laingsburg			14 294 525,08	8 869 474,92			
Cost	2022/23	2023/24	2024/25	2025/26	2026/27	Fund	
R 0.00	17 360 000	28 106 045,08	8 869 474,92	R 19 891 000		WSIG	
Comments	Funding for the 2024/2025 book should be spend by 30 June 2025						

Log frame 1.8 Waste Water Management

Program: Roads and Storm Water					IDP No. 0016	
Key Performance Area	Infrastructure Development					
Objectives: S04		Strategy:		Baseline:		
Provision of infrastructure to deliver improved services to all residents and business		Provision of roads, street and side walks		Need road infrastructure		
Indicator: 70% of the approved capital budget spent						
Project Output	Item	Region				
Roads, Streets and Sidewalks in place	CS Expenditure	Whole Municipality				
Projects	Function	2022/23	2023/24	2024/25	2025/26	2026/27
Paving of Matjiesfontein streets phase 1		5 076 579	4 648 952			
Paving of Matjiesfontein streets phase 2			961 098	422 503		2 273 533
Goldnerville Stormwater Bridge Crossings		0	0	442 230	3 624 886	2 338 576
Goldnerville Additional Access Road						
Upgrade of Stormwater (Göldnerville)		1 449 921				
Upgrade of Kambro Street						
Upgrades of Side Walks						
Resealing of Roads						
Cost	2022/23	2023/24	2024/25	2025/26	2026/27	Fund
R 0.00	R 6 526 500	R 5 610 050	R 864 733	R 3 624 886	R 4 612 109	MIG
Comments	The budget allocation of MIG was amended (highlighted 2024 /2025), funding for the 2024/2025 book should be spend by 30 June 2025					

Log frame 1.9 Roads and Storm Water

Program: Community Facilities				IDP No. 0017		
Key Performance Area	Infrastructure Development					
Objectives: S04			Strategy:		Baseline:	
Provision of infrastructure to deliver improved services to all residents and business			Provision of facilities		Need of expansion of facilities	
Indicator: 70% of the approved capital budget spent						
Project Output	Item	Region				
Sufficient facilities	CS Expenditure	Whole Municipality				
Projects	Function	2022/23	2023/24	2024/25	2025/26	2026/27
Upgrade of Bergsig Hall	Infrastructure Services					
Play Ground (Acasia Park, Nuwe Dorp & Rivierstreet)						
Upgrade Mandela Park						
Bergsig New Sportfield Phase 1			8 000 000	5 705 317		
Bergsig New Sportfield Phase 2					10 000 000	
Public Toilets						
Youth Café Bergsig & Vleiland Computer centre						
Computer Equipment & Vleiland (Bergsig/Youth Centre)						
Upgrade of Matjiesfontein Hall and Sport Complex						
Cost	2022/23	2023/24	2024/25	2025/26	2026/27	Fund
R		8 000 000	5 705 317	10 000 000		MIG
Comments	Funding for the 2024/2025 book should be spend by 30 June 2025					

Log frame 1. 10 CommunityFacilities

Project: Repair Flood Damage						IDP No. 0019		
Key Performance Area		Infrastructure Development						
Objectives: S04				Strategy:			Baseline:	
Effective Maintenance & management of municipal assets and natural resources				Disaster Management Strategy			Flood damages	
Indicator: 70% of the approved capital budget spent								
Project Output		Item		Region				
Repair Flood Damage		CS Expenditure		All Wards				
Main Activities		Function		2022/23	2023/24	2024/25	2025/26	2026/27
Flood repairs		Infrastructure Services						
Cost		2022/23	2023/24	2024/25	2025/26	2026/27	Fund	
R 0.00		R 0	R 0	R 0	R 0	R 0	FG	

Log frame 1.11 Repair Flood Damage

Project: Housing					IDP No. 0020			
Key Performance Area		Infrastructure Development						
Objectives: S04			Strategy:			Baseline:		
Effective Maintenance & management of municipal assets and natural resources			Land Management			Need for Housing		
Indicator: 70% of the approved capital budget spent								
Project Output		Item		Region				
Provision of land for housing		CS Expenditure		Wards 2 and 3				
Main Activity		Function		2022/23	2023/24	2024/25	2025/26	2026/27
Human Settlement / Infrastructure Design Development (ERF 2 and Matjiesfontein		Infrastructure Services			266 000	4 407 000		
Cost		2022/23	2023/24	2024/25	2025/26	2026/27	Fund	
R 0.00			266 000	4 407 000			MIG, DHS, CRR	

Log frame 1.12 Housing

1.6. Focus Area 4: Social and Community Development

The people of Laingsburg is very important, therefore the municipality wants to its bit to create a caring community, not just the municipality caring for its people but also people care about each other.

The municipality wants to make sure that the Laingsburg community are feeling safe and that the municipality, including, provincial and national government is for them and they are the middle point of development and service delivery. Promoting equal accessibility to available opportunities for all, especially the poor and the youth. Moral regeneration as the social fabric of society is declining though awareness programs, skills development and training and the provision of free basic services.

Strategic Objective 3	Improve the living environment of all people in Laingsburg	
Outcome	Improved Morals and values of the community, Increased Skills levels, illiteracy reduced. Decrease in Crime, Healthier Communities, Education in Teenage Pregnancies, Reduction in new HIV/AIDS infections, Reduction in Social grant Dependencies, Increased Housing Opportunities & Enhance access to Free Basic Services	
Key Performance Indicators	<ul style="list-style-type: none">• Provide financial assistance to council approved tertiary students• Provide public safety awareness days as per the programmed approved in the IDP• Participate in the provincial traffic departments Public Safety initiatives as approved in the IDP• 80% of approved capital budget spent• Provide free basic services to indigent households (Water, Electricity, Sanitation and refuse removal)	
Municipal Functions	Strategic Services Financial Services Technical Services Public Safety	
Alignment with National and Provincial Strategies		
Sphere	Ref	Description
National KPA	NKPA	Basic Service Delivery
National Outcome	NO	Increasing social cohesion
National Development Plan (2030)	NDP	Social protection
Provincial Strategic Plan (2030)	PSG 2 PSG 3	Educated, Healthy and caring society Safety
Provincial Strategic Objective	PSO's	Improve the levels of language and math's Increase the number and quality of passes in the NSC Increase the quality of education provision in poorer communities Provide more social and economic opportunities for our youth Improve family support to children and youth facilitate development Healthy Communities, Families, Youth and Children Create better living conditions for households especially low income and poor households Sustainable and integrated Ural and rural settlements
District Strategic Objective	CKDM IDP	SG 1: Promote Safe, Healthy and Socially stable communities through the provision of a sustainable environmental health service SG 2: Build a well capacitated workforce, skilled youth and communities SG 4: Prevent and minimize the impact of possible disaster and improve public safety in the region G6: Facilitate Good Governance principles and effective stakeholder participation

Table 1.5 Municipal PDO 5

In order for Laingsburg to achieve this strategic objective, programs and projects will be implemented.

The underneath table also outline the planned projects for the 25/26 financial years as well as the rest of the years of this IDP cycle.

Project: Community Development						IDP No. 0006		
Key Performance Area		Social and Community Development						
Objectives: S03			Strategy:			Baseline:		
Improve the standards of living of all people in Laingsburg			Moral Regeneration			Low morals of the people		
Indicator: Host communities awareness days as per programs approved in the IDP								
Project Output		Item		Region				
Restores values of the people		Expenditure		Whole Municipality				
Main Activity		Function		2022/23	2023/24	2024/25	2025/26	2026/27
Cost		2022/23	2023/24	2024/25	2025/26	2026/27	Fund	
R 0.00		R 0	R 0	R	R	R 0	CRR	
Comments		Budget of Ward committees was adjusted to cater for Social Events, Youth Day, Women, HIV/AIDS, Disabled						

Log frame 1.13 Community Development

Project: Crime Prevention					IDP No. 0007			
Key Performance Area		Social and Community Development						
Objectives: S03			Strategy:			Baseline:		
Improve the standards of living of all people in Laingsburg			Crime Prevention Strategy			High Drug Related Crimes		
Indicator: Host communities awareness days as per programs approved in the IDP								
Project Output		Item		Region				
Education Community, Rehabilitated abuses & Aftercare Program is in place		Expenditure		Whole Municipality				
Main Activity		Function		2022/23	2023/24	2024/25	2025/26	2026/27
Crime Prevention Programs		Strategic Service Thusong						
LADAAG		Service Centre Community Services						
Cost		2022/23	2023/24	2024/25	2025/26	2026/27	Fund	
R		R	R 0	R	R	R	CRR	
Comments								

Log frame 1.14 Crime Prevention

Project: Community Training & Skills Development			IDP No. 0008
Key Performance Area	Social and Community Development		
Objectives: S03		Strategy:	Baseline:
Improve the standards of living of all people in Laingsburg Develop a safe, clean, healthy and sustainable environment for communities		EPWP	High Crime Levels
Indicator: Provide Financial assistance to Council approved tertiary students			
Project Output	Item	Region	

Improve the standards of living	Expenditure	Whole Municipality				
Main Activity	Function	2022/23	2023/24	2024/25	2025/26	2026/27
Student Bursary	Development Service Thusong Service Centre					
Laingsburg Literacy Project	Finance & corporate Services					
Cost	2022/23	2023/24	2024/25	2025/26	2026/27	Fund
R						CRR
Comments						

Log frame 1.15 Training & Skills Development

Project: Early Childhood Development					IDP No. 0009			
Key Performance Area		Social and Community Development						
Objectives: S03			Strategy:			Baseline:		
Improve the standards of living of all people in Laingsburg			Early Childhood Development			Dappermuis Registered but Care Bears still in registration phase		
Indicator: Host communities awareness days as per programs approved in the IDP								
Project Output		Item		Region				
Dappermuis & Care Bears ECD Centre in full operation		Expenditure		Ward 1 & Ward 2				
Main Activity		Function		2022/23	2023/24	2024/25	2025/26	2026/27
Provide Support		Strategic Service Thusong Service Centre Finance and Corporate Services						
Provide Financial Aid								
Cost		2022/23	2023/24	2024/25	2025/26	2026/27	Fund	
R							CRR	

Log frame 1.16 ECD

Project: Community Safety Program						IDP No. 0011		
Key Performance Area		Social and Community Development & LED						
Objectives: S03				Strategy:			Baseline:	
Improve the standards of living of all people in Laingsburg Develop a safe, clean, healthy and sustainable environment for communities				EPWP			High Crime Levels	
Indicator: Create job opportunities through LED								
Project Output		Item		Region				
Safer Laingsburg		CS Expenditure		Whole Municipality				
Main Activity		Function		2022/23	2023/24	2024/25	2025/26	2026/27
Neighborhood watch		Community Services		R 316 800	R 316 800	R 280 000	R 280 000	
Law enforcement Program								
Cost		2022/23	2023/24	2024/25	2025/26	2026/27	Fund	
R		R 316 800	R 316 800	R 280 000	R 280 000	R 0	EPWP	

log frame 1.17 Community Safety

Project: Community Development Workers			IDP No. 0012		
Key Performance Area		Social and Community Development & LED			
Objectives: S03		Strategy:		Baseline:	
Improve the standards of living of all people in Laingsburg Develop a safe, clean, healthy and sustainable environment for communities		EPWP		High Crime Levels	
Indicator: Create job opportunities through LED					
Project Output		Item		Region	
Safer Laingsburg		Expenditure		Whole Municipality	

Main Activity	Function	2022/23	2023/24	2024/25	2025/26	2026/27
Advertisement	Community Services	R 158 400	R 158 400	R 234 000	R 190 000	
Recruitment						
Induction & Training						
Cost	2022/23	2023/24	2024/25	2025/26	2026/27	Fund
R	R 158 400	R 158 400	R 234 000	R 190 000	R 0	EPWP

log frame 1.18 Municipal CDW's

1.7. Focus Area 5: Institutional Transformation

This priority is based on the municipal mission that was identified to achieve the municipal vision of becoming a destination of choice where people come first. Leaders, management and employees ascribing to integrity, transparency, accountability, service excellence, being responsive and make sure that all have access to the same quality of service. This will harness inclusiveness and give everyone a sense of belonging, internally and externally.

This focus area is based on good governance, the promotion of organizational excellence and the utilization resources in an effective, efficient and economical way. The utilization of the ward participatory system, audit committee and the Municipal Public Accounts Committee (MPAC) to prevent corruption but also monitor performance in line with the IDP, Budget and Implementation plans.

Strategic Objective 5	To create an institution with skilled employees to provide a professional services to its clientele guided by Municipal values	
Outcome	Less than 10% vacancies at any time, Sound HR practices, Skilled workforce & Reaching of employment equity targets	
Key Performance Indicators	<ul style="list-style-type: none">• Limit vacancy rate to less than 10% of budgeted posts• 1% of the operating budget spent on training• Develop a Risk Based Audit Plan and submit it to the audit committee for consideration• Employ people from the employment equity target groups in the three highest levels of management in compliance with the municipal approved employment equity plan• Achieve an unqualified audit opinion	
Municipal Functions	Finance and Corporate Services	
Alignment with National and Provincial Strategies		
Sphere	Ref	Description
National KPA	NKPA	Municipal Transformation and Institutional Development
National Outcome	NO	A Skilled and capable workforce to
National Development Plan (2030)	NDP	Improving the quality of education, Training and innovation Reforming the public service
Provincial Strategic Plan (2030)	PSG 2 PSG 3	Educated, healthy and caring society Safety
Provincial Strategic Objective	PSO's	Healthy Workforce Enhance Governance inclusive Society Integrated Management
District Strategic Objective	CKDM IDP	SG 2: Build a well capacitated workforce, skilled youth and communities SG 5: Deliver a sound and effective administrative and financial to achieve sustainability and viability in the region

Table 1.5: Municipal PDO 5

In order for Laingsburg to achieve this strategic objective, programs and projects will be implemented. The underneath table also outline the planned projects for the 25/26 financial years as well as the rest of the years of this IDP cycle.

Program: Administrative Support					IDP No. 0021		
Key Performance Area	Institutional transformation						
Objectives:			Strategy:		Baseline:		
To create an institution with skilled employees to provide a professional service to its clientele guided by the municipal values			Institutional support		Lack of equipment and systems		
Indicator: 70% of the approved capital budget spent							
Project Output	Item		Region				
Department equipped to render a professional service	CS Expenditure		Whole Municipality				
Projects	Function		2022/23	2023/24	2024/25	2025/26	2026/27
Plant & Equipment	SCM & HOD's						
Office Furniture							
Cost	2022/23	2023/24	2024/25	2025/26	2026/27	Fund	
R 0.00						CRR	
Comments							

log frame 1.19 Administrative Support

Program: Policies and Plans			IDP No. 0022
Key Performance Area	Institutional transformation		
Objectives:	Strategy:	Baseline:	
To create an institution with skilled employees to provide a professional service to its clientele guided by the municipal values	Institutional support	Lack of equipment and systems	
Indicator: 70% of the approved capital budget spent			
Project Output	Item	Region	

Department equipped to render a professional service	Expenditure	Whole Municipality				
Projects	Function	2022/23	2023/24	2024/25	2025/26	2026/27
Review of Policies and Plans	All Functions					
Cost	2022/23	2023/24	2024/25	2025/26	2026/27	Fund
R						MSIG, MFG, WCSG, CRR
Comments						

log frame 1.20 Policies and Plans

Program: Ward Committee System					IDP No. 0023			
Key Performance Area		Institutional transformation						
Objectives:		Strategy:			Baseline:			
To create an institution with skilled employees to provide a professional service to its clientele guided by the municipal values		Institutional support			Weakness in ward committee system			
Indicator: 70% of the approved capital budget spent								
Project Output		Item		Region				
4 Effective ward committees		Expenditure		Whole Laingsburg				
Projects		Function		2022/23	2023/24	2024/25	2025/26	2026/27
Ward Committees		Development Services		R 344 000	R 484 512	R 484 512	R 240 000	
Cost		2022/23	2023/24	2024/25	2025/26	2026/27	Fund	
R		R 344 000	R 484 512	R 484 512	R 240 000		Equitable Share and Own Revenue	

log frame 1.21 Ward Committee System

1.8. Focus Area 6: Financial Viability

Priority 6 is crucial in the sustainability of the municipality, a long-term financial plan will be developed focusing on revenue enhancement, sound financial planning and ensuring that there is sufficient leadership and internal control. Supply Chain Management improvement in securing goods and services. The implementation of new mSCOA financial system, the continuous monitoring, evaluation and improving on an annual basis.

Strategic Objective 6	To achieve financial viability in order to render affordable services to residents	
Outcome	Financial Viability & Clean Audit Report	
Key Performance Indicators	<ul style="list-style-type: none">Financial viability measured in terms of the municipality’s ability to meet its service debt obligationsFinancial viability measured in terms of the outstanding service debtorsFinancial viability measured in terms of the available cash to cover fixed operating expenditureAchieve a debtor’s payment % of 60%	
Municipal Functions	Finance	
Alignment with National and Provincial Strategies		
Sphere	Ref	Description
National KPA	NKPA	Municipal Financial Viability and Management
National Outcome	NO	A responsive and, accountable, effective and efficient local government system
National Development Plan (2030)	NDP	Transforming Human Settlements
Provincial Strategic Plan (2030)	PSG 4	Innovative ,culture and governance
Provincial Strategic Objective	PSO’s	Integrated Management Enhanced Government
District Strategic Objective	CKDM IDP	SG 5: Deliver a sound and effective administrative and financial to achieve sustainability and viability in the region

Table 1.6: Municipal PDO 6

In order for Laingsburg to achieve this strategic objective, programs and projects will be implemented.

The underneath table also outline the planned projects for the 25/26 financial years as well as the rest of the years of this IDP cycle.

Program: Financial Sustainability						IDP No. 0024		
Key Performance Area		Financial Viability						
Objectives:			Strategy:			Baseline:		
To achieve financial viability in order to render affordable services to residents			Long Term Financial Plan			Low Revenue base and insufficient debit collection		
Indicator: 70% of the approved capital budget spent								
Project Output		Item		Region				
Financial Viability		Expenditure		Whole Laingsburg				
Projects		Function		2022/23	2023/24	2024/25	2025/26	2026/27
Implementation MSCOA		All Functions						
Data Cleansing								
Cost		2022/23	2023/24	2024/25	2025/26	2026/27	Fund	
R							WCSG, MFG & CRR	

log frame 1.22 Financial Sustainability

Program: System Improvement						IDP No. 0025			
Key Performance Area		Financial Viability							
Objectives:				Strategy:			Baseline:		
To achieve financial viability in order to render affordable services to residents				Municipal Support			Low Revenue base and insufficient debit collection		
Indicator: 70% of the approved capital budget spent									
Project Output		Item		Region					
Financial Viability		Expenditure		Whole Laingsburg					
Projects		Function		2022/23	2023/24	2024/25	2025/26	2026/27	
SDBIP & PMS Improvement Program		All Functions							
IDP Planning									
Financial Improvement Program									
Cost		2022/23	2023/24	2024/25	2025/26	2026/27	Fund		
R							WCSG, MFG & CRR		

log frame 1.23 System Improvement

2. Laingsburg Spatial Development Framework

The Department of Agriculture, Land Reform and Rural Development (DALRRD) has appointed Tshani Consulting CC to review the Municipal Spatial Development Framework for Laingsburg Local Municipality.

The existing municipal SDF is outdated, having been completed before the release of the National Spatial Development Framework (NSDF), 2022, and after the Western Cape Provincial Spatial Development Framework (PSDF), 2014. As part of the update, the new SDF will be aligned not only with the NSDF, PSDF, and KRSDF but also with the District One Plan, which was adopted in 2019 by Cabinet, the Presidential Coordinating Council, and various MINMECS. This alignment ensures that the SDF is coherent with broader national, provincial, and district-level planning strategies, addressing contemporary development needs and priorities.

The project inception meeting was held on 20 March 2024, where the project scope, objectives, plan, deliverable timeframes, and legislative requirements were outlined to the Project Steering Committee (PSC). As part of Phase 5 of the project: Stakeholder Engagement (Public Participation), the 60-day advertising period ran from 17 October 2024 to 17 December 2024. The draft Spatial Development Framework was made available on the Municipal Website on 17 October 2024. A newspaper notices and social media post (Facebook) were published on the same day, followed by the Western Cape Provincial Gazette notice on 18 October 2024.

The draft Phase 5: Stakeholder Engagement (Public Participation) and Phase 6: Final Comprehensive MSDF (Including Implementation Plan) were presented to the Project Steering Committee on 7 February 2025, with a comment deadline set for 13 March 2025.

Thereafter these comments will be addressed and a Final Draft MSDF will be submitted to council for approval and to form part of the Integrated Development Plan of the municipality.

Strategic Objective

The Laingsburg Municipality Spatial Development Framework (SDF) outlines key strategies to realize its developmental agenda and spatial vision. These strategic objectives include:

1. **Basic Service Delivery:** Ensuring adequate infrastructure and services, with a focus on social amenities, integrated sustainable human settlements, rural road enhancements, smart service delivery strategies, and agricultural education.
2. **Spatial Transformation:** Striving for efficient, integrated human settlements and affordable housing through the consolidation and densification of settlements, promoting housing projects near core areas, formalizing informal settlements, and improving access to social amenities.
3. **Linkages and Access:** Prioritizing a well-structured road and rail network to facilitate movement, enhance economic linkages, and integrate transportation with land use.
4. **Land Use Management:** Establishing a robust land use system to support land reform, reduce development barriers, and foster sustainable, compact, and efficient settlements.

5. **Environmental Management:** Ensuring sustainable development by integrating green infrastructure, implementing climate adaptation strategies, and proactively managing environmental risks.
6. **Local Economic Development:** Targeting poverty eradication, job creation, and economic growth by reducing dependency on social grants, enhancing skills, developing tourism infrastructure, and supporting diversified economic activities, particularly in agri-industrial development in Laingsburg and Matjiesfontein.

Conclusion

In conclusion, the Laingsburg Municipality Spatial Development Framework (SDF) presents a comprehensive roadmap for sustainable development and spatial transformation. Through strategic objectives encompassing basic service delivery, spatial transformation, linkages and access, land use management, environmental management, and local economic development, the SDF aims to address various facets of municipal development. By prioritizing infrastructure enhancement, housing accessibility, transportation connectivity, efficient land use, environmental sustainability, and economic diversification, Laingsburg Municipality is poised to foster inclusive growth, improve living standards, and capitalize on its unique resources and potential. Through collaborative efforts with neighbouring municipalities and alignment with national and regional plans, the SDF sets forth a vision for Laingsburg as a thriving, interconnected hub, offering a desirable living environment, investment opportunities, and a vibrant economy for its residents and visitors alike.

3. Local Government MTEF Allocations

Local Government MTEF Allocations: 2025/2026 – 2027/28 (R Thousands)

National Allocation / Municipality	2025/26	2026/27	2027/28	Grand Total
Equitable share	23 296	23 924	24 999	72 219
Expanded Public Works Program Integrated Grant for Municipalities	1 385	-	-	1385
Integrated National Electrification Program (ESKOM)	-	-	-	-
Integrated National Electrification Program (Municipal) Grant	-	3 000	3 136	6 136
Local Government Financial management Grant	1 900	2 000	2 100	6 000
Municipal Infrastructure Grant	17 024	7 212	7 320	31 556
Municipal Systems Improvement Grant	-	-	-	-
Water Services Infrastructure Grant	19 891	-	16 800	36 771

WCG Department and Funding	2025/26	2026/27	2027/28	Grand Total
Department of Infrastructure (Informal Settlements Upgrading Partnership Grant)	-	-	-	
Title Deeds Restoration Grant	116	-	-	116
Library services replacement funding for most vulnerable B3 municipalities	1 738	1 912	1 773	5 423
Community library service grant (Cultural Affairs and Sport)		-	-	
Human Settlement Development grant (Beneficiaries)	8 124	-	16 000	24 124
Local Government graduate internship Grant	-	-	-	-
Municipal Water Resilience Grant		0	0	
Municipal Energy Resilience Grant	500	-	-	500
Thusong service centre grant (Sustainability Operational Support Grant)	0	150	150	300
Fire Service Capacity Building Grant		-	-	
Community Development Worker Operation Support Grant	76	76	76	228
Western Cape Financial Management Capability Grant	540	-	-	540
Western Cape Financial Management Support Grant	-	-	-	-
Financial assistance to municipalities for maintenance and construction of transport infrastructure	50	50	56	156

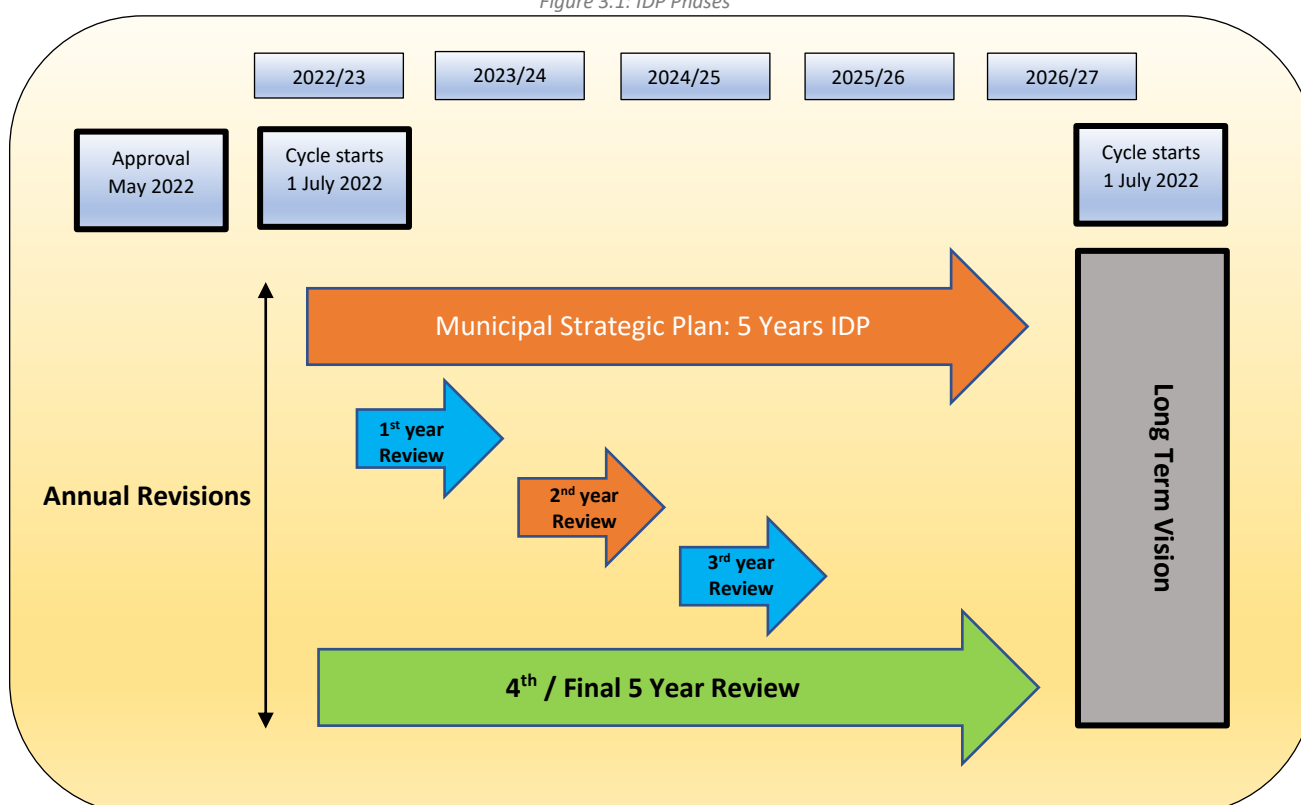
Table 2.2 National Allocations (Source WCG: PT, Budget Estimates of Provincial Revenue and Expenditure)

4. Legislative Framework

Integrated development planning (IDP) is a process by which Laingsburg Municipality prepared its strategic development plan for the 2022 – 2027 financial years. Integrated development planning as an instrument lies at the centre of the new system of developmental local government in South Africa and represents the driving force for making municipalities more strategic, inclusive, responsive and performance driven in character.

The IDP seeks to integrate and balance the economic, ecological and social pillars of sustainability within the Laingsburg municipal area without compromising the institutional capacity required to implement and coordinate the efforts needed across sectors and relevant spheres of government. The IDP is therefore the principle strategic planning instrument which guides and informs all planning, budgeting and all development in the Laingsburg municipal area.

Figure 3.1: IDP Phases



The IDP is also the strategic planning tool of the municipality and is prepared within the first year after the newly elected Council has been appointed and will be reviewed annually during the Council's term of office. The objectives and actions identified in this IDP will inform the structure of the municipality, the service delivery standards, all financial planning and budgeting as well as performance reporting by the municipality.

The 5th generation IDP's set a structure for socio, economic, infrastructure and institutional development for the 2022-2027 financial years. This credible IDP should be the consolidated long term developmental strategy of all the other strategic documents that exists on municipal level, such as the sector plans, ward based plans and the various master plans; include plans per local municipality to address their needs and seeks for targeted investment in government and other resources to address inequalities and the needs of the community; serve as a framework for the municipality to prioritize its actions around meeting urgent needs, while maintaining the overall economic, municipal and social

infrastructure already in place; and a vital tool to ensure the integration of the municipality's activities with other spheres of development planning at provincial, national and international levels, by serving as a basis for communication and interaction.

4.1. Applicable Legislation

The mandate of the municipality is provided for in section 152 of the Constitution of South Africa that stipulates the objectives for developmental local government, namely:

- To provide democratic and accountable government for local communities;
- To ensure the provision of services to communities in a sustainable manner;
- To promote social and economic development;
- To promote a safe and healthy environment and
- To encourage the involvement of communities and community organizations in matters of local government.

The **Municipal Systems Act (MSA) Act 32 Of 2000** requires the municipality to develop Integrated Development Plans which should be single, inclusive and strategic in nature. The IDP of Laingsburg municipality guide development within the council 's area of jurisdiction since it was adopted and the IDP should also be reviewed annually. In addition, the Act also stipulates the IDP process and the components to be included.

The mandate of the municipality is provided for in section 152 of the Constitution of South Africa that stipulates the objectives for developmental local government, namely:

- To provide democratic and accountable government for local communities;
- To ensure the provision of services to communities in a sustainable manner;
- To promote social and economic development;
- To promote a safe and healthy environment; and
- To encourage the involvement of communities and community organizations in matters of local government

The Municipal Systems Act (MSA) Act 32 of 2000, Section 34 states that; a municipal council must review its integrated development plan:

- 1) Annually in accordance with an assessment of its performance measurements in terms of section 41 and.
- 2) To the extent that changing circumstances so demand; and.
- 3) may amend its integrated development plan in accordance with a prescribed process.

The Local Government: Municipal Planning and Performance Management Regulations of 2001 set out the following minimum requirements for an Integrated Development Plan and states that the municipality 's IDP must at least identify:

- the institutional framework, which must include an organogram required for the implementation of the Integrated Development Plan and addressing the internal transformation;
- any investment initiatives in the municipality;
- any development initiatives in the municipality, including infrastructure, physical, social and institutional development;
- all known projects, plans and programs to be implemented within the municipality by any organ of the state; and
- the key performance indicators set by the municipality.

Regulation 2 (3) sets out matters/issues that must be reflected in the financial plan that must form part of the integrated development plan.

Regulation 2 (4) states that a spatial development framework reflected in the municipality's integrated development plan must:

Section 21(2) of the Municipal Finance Management Act (Act 56 of 2003) (MFMA) states that, when preparing the annual budget, the mayor of a municipality must:

- Considering the municipality 's Integrated Development Plan
- Take all reasonable steps to ensure that the municipality revises the integrated development plan in terms of section 34 of the MSA, considering realistic revenue and expenditure projections for future years
- Consider the national budget, the relevant provincial budget, the national government 's fiscal and macroeconomic policy, the annual Division of Revenue Act and any agreements reached in the Budget Forum
- Consult the relevant district municipality and all other local municipalities within the area of the district municipality, if the municipality is a local municipality; all local municipalities within its area, if the municipality is a district; the relevant provincial treasury, and when requested, the National Treasury; and any national or provincial organs of state, as may be prescribed; and
- provide, on request, any information relating to the budget to the National Treasury; and subject to any limitations that may be prescribed, to the national departments responsible for water, sanitation, electricity and any other service as may be prescribed; any other national and provincial organ of states, as may be prescribed; and another municipality affected by the budget.

The IDP has been compiled in terms of Chapter 5 of the Local Government: Municipal Systems Act (Act 32 of 2000).

4.2. Development and Implementation of the IDP

The IDP was developed in terms of an IDP process plan developed to ensure that the IDP process complies with certain minimum quality standards, to ensure that proper coordination between and within the spheres of government is established and engaged during the preparation of the IDP. The process plan is in effect a “plan to plan”. Council approved the process plan for 2022-2027 on 6 May 2022 that set out the methods and approached according to which the IDP planning process to be conducted.

A series of engagements were held to solicit inputs and comments on the IDP/Budget process plan. Upon approval the process plan was disseminated to provincial departments, IDP Representative Forum, and key stakeholders to engage meaningfully with the process and also to allow proper planning to be carried out for the disbursement of the resources necessary to conduct the process.

The IDP was compiled based on the inputs received from municipal stakeholders, national and provincial policy directives, the current status of service delivery, various strategic plans completed and resources available. The municipal budget was prepared based on the municipal strategic objectives, the requirements applicable to the municipality in the IDP and hereby attaches resources to the IDP requirements. These strategies, actions and financial resources are linked with each other in the iMAP attached to the IDP as Annexure A hereby ensuring alignment of the municipal budget with the IDP.

The iMAP will be used to annually formulate the service delivery budget implementation plan (SDBIP) and performance indicators for the Municipality, which will be used to monitor the implementation of the municipal strategies (IDP) and budget. The performance of the municipality will then be assessed and reported on quarterly as well as annually in the municipality’s annual report.

5. Process Plan

This Process Plan sets the tone and purpose of the activities required for the successful completion, as required by law. It also sets the extent and nature of the Schedule activities in the Municipality will engage in (for the next seven months, until June 2025) in order to review its 5-year IDP (Single Strategic Plan). The Process Plan should fulfil the function of an operational plan for the IDP process. It should say in a simple and transparent manner what has to happen when, by whom and where and it should include a cost estimate. Accordingly, it should be a highly standardized document which provides an easy overview through formats.

Integrated development planning is the key tool for local government to cope with its role and function in terms of the SA Constitution and other applicable legislation. In contrast to the role municipal strategic planning has played in the past, integrated development planning is now seen as a function of municipal management, as part of an integrated system of planning and delivery. The IDP process is meant to arrive at decisions on issues such as municipal budget priorities, land management, social and economic development and institutional transformation in a consultative, systematic and strategic manner.

The integrated development planning process has to provide a forum for identifying, discussing and resolving the real issues in a municipality (which may be over-arching issues for the whole municipality, as well as issues of specific communities or stakeholder groups) to a level of detail which is required for realistic costing and which helps manage the implementation process without much delay.

The Process Plan fulfils the function of an operational framework for the IDP process. It says in a simple and transparent manner what has to happen when, by whom, with whom, and where, and it includes a budget.

The IDP will be applicable to the Laingsburg Local Municipal Area which includes the following towns and settlements: Laingsburg, Matjiesfontein and Farming communities within the Laingsburg Municipal Area. The geographic size of the municipal area is approximately 8 781, 44 square kilometers.

5.1. Legal Requirements with regard to preparation of the IDP Process

In order to ensure certain minimum quality standards of the IDP process and a proper co-ordination between and within the spheres of government, the preparation of the planning process has been regulated in **the Municipal Systems Act, 2000**. The Act requires the following regarding the process:

Section 27 of the Municipal Systems Act (Act 32 of 2000) stipulates the following regarding each framework for integrated development planning:

“(1) Each district municipality, within a prescribed period after the start of its elected term and after following

a consultative process with the local municipalities within its area, must adopt a Framework for integrated development planning in the area as a whole.

(2) A framework referred to in subsection (1) binds both the district municipality and the local municipalities in the area of the district municipality, and must at least-

(a) Identify the plans and planning requirements binding in terms of national and provincial legislation on the district municipality and the local municipalities or any specific municipality;

(b) Identify the matters to be included in the integrated development plans of the district municipality and the local municipalities that require alignment

- (c) Specify the principles to be applied and coordinate the approach to be adopted in respect of those matters; and
- (d) Determine procedures –
 - (i) For consultation between the district municipality and the local municipalities during the process of drafting their respective integrated development plans; and
 - (ii) To effect essential amendments to the framework

SECTION 28:

- 1) Each municipal council, within a prescribed period after the start of its elected term, must adopt a process set out in writing to guide the planning, drafting, adoption and review of its integrated development plan.
- 2) The municipality must through appropriate mechanisms, processes and procedures established in terms of Chapter 4, consult the local community before adopting the process.
- 3) A municipality must give notice to the local community of particulars of the process it intends to follow

SECTION 29 (1): The process must:

- 1) Be in accordance with a predetermined program specifying timeframes for the different steps;
- 2) Through appropriate mechanisms, processes and procedures established in terms of Chapter 4, allow for -
 - a) The local community to be consulted on its development needs and priorities
 - b) the local community to participate in the drafting of the integrated development plan and
 - c) organs of state, including traditional authorities, and other role players to be identified and consulted on the drafting of the integrated development plan
- 3) provide for the identification of all plans and planning requirements binding on the municipality in terms of national and provincial legislation; and
- 4) be consistent with any other matters that may be prescribed by regulation.

In terms of the Municipal Systems Act of 2000, the Executive Mayor is responsible for the preparation of the Integrated Development plan (IDP). The co-ordination of this responsibility was assigned to the Municipal Manager, who reports directly to the Executive Mayor. This IDP process and the drafting of outputs will be co-coordinated internally and mechanisms will be put in place to ensure that all stakeholders contribute to decision-making process.

5.2. Background and context of the 5th 2022/27 IDP

The Laingsburg Municipal IDP for the 2022-2027 financial years was compiled for the 5 years. The approved 5th Generation IDP formed the basis for the IDP and will assist with the verification of data and statistics.

The report focuses on the key strategic development priorities, Outcome 10 and projects that will be addressed within this IDP cycle (2022/27) and the total budget which will be linked to the refined strategic development priorities.

The approach therefore focused on the evaluation of the performance of the municipality in achieving its objectives, strategies and outputs chosen to address the various priority needs of the community. The approach adopted for the compilation was therefore much more introspective in order to identify the institutional gaps within implementation where after a more participative approach was followed

in order to update and where necessary review in total, the objectives, strategies and outputs chosen by the organization to address the priority needs. In addition, feedback on priority needs within local communities was also established throughout the Spatial Development Framework Analysis phase which was conducted throughout the municipal Area.

5.3. Phases of the Integrated Development Plan

The IDP will be developed in accordance of the following table:

IDP Phase	Activity	Mechanisms
Analysis	Spatial and Environment Social Local Economic Development Service Delivery Institutional and Transformation Financial Viability	Sector Plans Spatial Development Framework Ward Plans MSCOA Guidelines
Strategy	Council and Management Discuss strategic issues such as vision and mission, future directions, strategic goals and objective	Strategy workshop Stakeholder discussions In-house exercise by Management Team
Project & Action Planning	Community Based Planning, Ward Committee, IDP Representative Forum and Project/Program Prioritizations, and the setting of key performance indicators and targets for each strategic objective.	Strategy workshop Stakeholder discussions In-house exercise by Management Team
Integration	Align with National and Provincial Policies and communicated implementation	Desk top study by Manager Planning and Development
Approval of Draft IDP and Budget	Finalize and approve draft IDP and draft annual budget	In-house preparation of the relevant documentation and submission to Council
Consultation and refinement	Make public the draft IDP and draft annual budgets for comments and submissions. Submit the draft annual budget to National and Provincial Treasury, prescribed national or provincial organs of state and to other municipalities affected by the budget. Consult the local community and other stakeholders.	In-house exercise by HDD's and Manager Planning and Development Public meetings & workshops Ward Committee Engagements IDP Budget Roadshow
Final Approval	Council approves the final IDP and final annual budget	In-house preparation of the relevant documentation and submission to Council

Table 4.1 IDP Phases of the IDP

5.4. Annual revision and amendment of the IDP

This IDP must be reviewed on an annual basis and when the need arise it must be revised. The purpose of the review will be to monitor and evaluate implementation. An amendment must be done, if the municipality want to change the strategic agenda. The following sections of legislation is applicable in this regard:

MSA Section 34: Annual review and amendment of integrated development plan municipal council:

- 1) must review its integrated development plan:
 - a) annually in accordance with an assessment of its performance measurements in terms of section 41 and
 - b) to the extent that changing circumstances so demand and
- 2) may amend its integrated development plan in accordance with a prescribed process.

5.5. Purpose of a Review

The IDP has to be reviewed annually in order to:

- Ensure its relevance as the municipality's strategic plan
- inform other components of the municipal business process including institutional and financial planning and budgeting and
- inform the cyclical inter-governmental planning and budgeting cycle.

For the IDP to remain relevant the municipality must assess implementation performance and the achievement of its targets and strategic objectives. In the light of this assessment the IDP is reviewed to reflect the impact of successes as well as corrective measures to address problems. The IDP is also reviewed in the light of changing internal and external circumstances that impact on the priority issues, outcomes and outputs of the IDP.

The annual review must inform the municipality's financial and institutional planning and most importantly, the drafting of the annual budget. It must be completed in time to properly inform the latter.

The purpose of this annual review is therefore to:

- reflect and report on progress made with respect to the strategy in the 5-year IDP
- make adjustments to the strategy if necessitated by changing internal and external circumstances that impact on the appropriateness of the IDP
- determine annual targets and activities for the next financial year in line with the 5-year strategy and
- inform the municipality's financial and institutional planning and most importantly, the drafting of the annual budget

5.6. Review Clarification

The Review is not a replacement of the 5-year IDP. The Review is not meant to interfere with the long-term strategic orientation of the municipality to accommodate new whims and additional demands.

5.7. Amendment

An amendment is when the municipality make changes to the 5 Year IDP's Strategic Agenda, e.g. Vision, Mission and Strategic Objectives.

5.8. Key planning and Policy Directives

This section will identify the relationship between the Laingsburg Municipality Integrated Development Plan and the other key planning and policy instruments from the national, provincial and the district government levels. The instruments aligned to the IDP are those perceived to be key, they

also have a cross cutting effect at the other levels of government. They currently occupy the centre stage at their respective spheres of government and they have an overarching role. One of the key objectives of IDP is to ensure alignment between national and provincial priorities, policies and strategies (as listed below):

- Millennium Development Goals
- National Development Plan Priorities (2030 Vision)
- National Spatial Development Perspective
- National Key Performance Areas & Local Government Turn Around Strategy
- National Outcomes
- Provincial Strategic Plan
- Central Karoo District Municipal IDP

5.8.1. International Policy Directives – Millennium Development Goals

including the Republic of South Africa, committed to the Millennium Declaration. This declaration sets out clear targets which are intended to be met by the year 2025. Laingsburg municipality's IDP should be responsive to the programs and actions identified for each Millennium Development goals. The municipality is committed to the goals and will plan in accordance, in terms of significantly addressing the plight of poor people and broader development objectives.

In September 2000, 189 countries, Development Goal	Programs & Action
Eradicate extreme poverty and hunger	Reduce by half the proportion of people living on less than on U.S. dollar a day. Reduce by half the proportion of people who suffer from hunger.
Achieve universal primary education	Ensure that all boys and girls complete a full course of primary schooling.
Promote gender equity and empower women	Eliminate gender disparity in primary and secondary education at all levels.
Reduce child mortality	Reduce by two thirds the mortality rate among children under five.
Improve maternal health	Reduce by three quarters the maternal mortality rate.
Combat HIV/AIDS, malaria and other diseases	Halt and begin to reverse the spread of HIV/AIDS. Halt and begin to reverse the incidence of malaria and other major diseases.
Ensure environmental sustainability	Integrate the principles of sustainable development into country policies and programs, and reverse the loss of environmental resources. Reduce by half the proportion of people without sustainable access to safe drinking water.
Develop a global partnership for development	Develop an open trading and financial system that is rule-based, predictable and non- discriminatory. Address the least developed countries' special needs that include tariff- and quota-free access for exports, enhanced debt relief, cancellation of debt and more generous development assistance. Address the special needs of landlocked and small island developing countries. Deal comprehensively with developing countries' debt problems through national and international measures to make debt sustainable in the long term. In cooperation with the developing countries, develop decent and productive work for the youth. In cooperation with pharmaceutical companies, provide access to affordable essential drugs in developing countries.

Table 4.2 Millennium Goals

5.8.2. National, Provincial and District Development Planning and Policy Directives

Chapter 5 of the MSA, in particular, provides instruction on co-operative governance, encouraging municipalities to develop their strategies in line with other organs of state so as to give effect to the five- year strategic plan. It goes further to inform that the IDP must link, integrate and co-ordinate development plans for the municipality. Resources and capacity must align with the implementation of the plan, forming the foundation on which the annual budget must be based. The plan must be compatible with national development plans and planning requirements binding on the municipality in terms of legislation.

The state has introduced a three-tiered system of integrated planning aimed at ensuring intergovernmental priority setting, resource allocation, implementation, and monitoring and evaluation to achieve sustainable development and service delivery. The key instruments which constitute this system include at national level the National Development Plan (*Vision for 2030*), the Medium-Term Strategic Framework (MTSF) and the National Spatial Development Perspective (NSDP) as indicative and normative planning instruments; at provincial level the Provincial Strategic Plan (PSP) supported by Provincial Spatial Development Framework (PSDF); and at local level the municipal Integrated Development Plan (IDP), which include Spatial Development Framework (SDF). Improvements in spatial analysis has allowed for a clearer basis for spatial priorities to be laid out in the PSDF. The PSDF guides the focusing of infrastructure investment in certain spatial areas.

- *The National Development Plan:* Is a step in the process of charting a new path for the country. The broad goal is to eliminate poverty and reduce inequality by 2030.
- *Medium-Term Strategic Framework:* The MTSF base document is meant to guide planning and resource allocation across all the spheres of government. National and provincial departments in have to develop their five-year strategic plans and budget requirements considering the medium-term imperatives. Municipalities are expected to adapt their Integrated Development Plans in line with the national medium- term priorities. Each of the priorities contained in the MTSF should be attended to. Critically, account has to be taken of the strategic focus of the framework as a whole: this relates in particular the understanding that economic growth and development, including the creation of decent work on a large scale and investment in quality education and skills development, are at the centre of the government's approach.
- *National Spatial Development Perspective (2003):* The NSDP puts forward the following national spatial vision: "South Africa will become a nation in which investment in infrastructure and development programmes support government's growth and development objectives." The guidelines put forward by the NSDP are: (1) prioritises investment and development spending in line with governments objectives, invest and spend should maximise and achieve a sustainable outcome. (2) Spatial forms and arrangements must be conducive to achievement social and economic inclusion and strengthen nation building.
- *The Provincial Strategic Plan (PSP) 2025-2030* sets out the Western Cape Government's (WCG) strategic priorities and goals for the next five years. It provides overarching direction for government action, focusing on people-centred outcomes that drive meaningful change for residents.
- The implementation of the PSP is driven by four Provincial portfolios. The portfolios are clusters of Departments that provide strategic direction and coordinate efforts to implement programmes aligned with the Western Cape Government's key priorities. These priorities span economic, safety, social, and institutional policy domains.

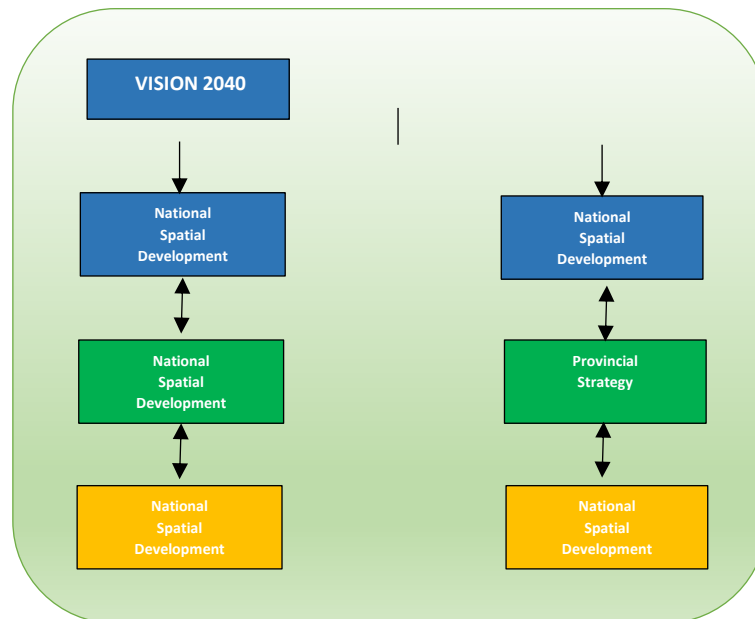


Figure 4.1: Spatial alignment

- *Spatial Development Frameworks (Provincial and Municipal):* Through the Provincial Spatial Development Framework (PSDF), the Provincial Government hopes to strike a sound balance between progressive community growth and the environmental preservation of the communities. The Laingsburg Spatial Development Framework (SBSDF) which is an overarching document in the municipal IDP, must be a mirrored expression of the development intentions of the Municipality as expressed in the IDP. The Western Cape Spatial Development Framework must serve as a guide to the municipal IDP and equally the SBSDF must be aligned with the PSDF.

The Province and the Municipality need the SDF particularly for purposes of ensuring sustainable environment for enhanced absorptive capacity of future human development needs, strategic response to topographical issues and historic issues, accompanying socio economic manifestations and determination of spatial and other issues.

This definitely reaffirms a relationship between the PSDF and the Laingsburg SDF. Whilst the Western Cape Spatial Development Framework is a provincial wide strategy, the municipal SDF is a municipal wide response to spatial development issues. In pursuit of its strategic intentions the Western Cape Spatial Development Framework includes the following strategic objectives which could find a direct expression in municipal Spatial Development Framework and the IDP.

District Integrated Development Plan: Section 29(2) of the Municipal Systems Act (MSA) Act 32 of 2000 clearly states that district municipalities must:

- Plan integrated development for the area of the district municipality as a whole but in close cooperation with the local municipalities in the area
- Align its integrated development plan with the framework adopted and
- Draft its integrated development plan, considering the integrated development processes of and proposals submitted to it by the local municipalities in that area.

5.8.3. Horizontal Alignment of Key Strategies

Horizontal alignment is pursued through inter-governmental planning and consultation, co-ordination and ensured through aligning the respective vision, mission and strategic objectives of the respective municipalities in the region. The alignment of key national, provincial and regional strategies is illustrated in the table below:

Millennium Development Goals	Vision For 2030	Medium Term Strategic Framework	National Outcomes	Provincial Strategic Objectives	District Municipality Strategic Objectives
Eradicate extreme poverty and hunger	An economy that will create more jobs.	Speed up economic growth and transform the economy to create decent work and sustainable livelihoods	Decent employment through inclusive economic growth	Provide support to increase the gross value add and employment levels of strategically selected economic sector	G7: Promote regional economic development, tourism and growth opportunities
	An inclusive and integrated rural economy	Comprehensive rural development strategy linked to land and agrarian reform and food security	Vibrant, equitable and sustainable rural communities and food security	Improve the level of artisan and technical skills and influence an improved labor environment Provide economic opportunities youth Improve the regulatory environment to enhance the ease of doing business	
	Improving Infrastructure	Massive programs to build economic and social infrastructure	An effective, competitive and responsive economic infrastructure network	Optimize land use Improve broadband rollout for the economy Improve the efficiency of the regions transport system	
	Transition to a low-carbon economy			Nurture innovation throughout the economy Help ensure sufficient water and energy for growth	SG 4: Prevent and minimize the impact of possible disasters and improve public safety in the Region
Ensure environmental sustainability	Reversing the spatial effects of apartheid	Build cohesive, caring and sustainable communities Sustainable resource management and use	Sustainable human settlements and improved quality of household life Protection and enhancement of environmental assets and natural resources	Facilitate improvement in Western Cape settlement and functionality Improve Climate Change Response Improve management and maintenance of the ecological and agricultural resource-base	G7: Promote regional economic development, tourism and growth opportunities
Millennium Development Goals	Vision For 2030	Medium Term Strategic Framework	National Outcomes	Provincial Strategic Objectives	District Municipality Strategic Objectives

Achieve universal primary education	Improving the quality of education, training and innovation	Strengthen the skills and human resource base	Improve the quality of basic education A skilled and capable	Improve the level language and mathematics in all schools Increase the number and quality of passes in the national senior	SG 2: Build a well capacitated workforce, skilled youth and communities
			workforce to support inclusive growth	certificate and equivalent qualifications Increase the quality of education provision in our poorer communities.	
Reduce child mortality Improve maternal health Combat HIV/AIDS, malaria, and other diseases	Quality health care for all	Improve the health profile of society	Improve health and life expectancy	Build inclusive, safe and healthy communities Ensure safe and healthy children (0-14 years of age) Promote engaged and healthy youth (15 – 25 years of age)	SG 1: Promote Safe, Healthy and Socially stable communities through the provision of a sustainable environmental health service.
	Social protection			Improve family support to children and youth, and development programs	
	Fighting corruption			Integrated management of the PSP and the Game Changers in the Western Cape	SG 4: Prevent and minimize the impact of possible disasters and improve public safety in the region
	Building safer communities	Intensify the fight against crime and corruption	All people in south Africa protected and feel safe	Build inclusive, safe and healthy communities	G7: Promote regional economic development, tourism and growth opportunities
	Reforming the public service	Build a developmental state including improvement of public services and strengthening democratic institutions	A development-orientated public service and inclusive citizenship A responsive and, accountable, effective and efficient local government system	Integrated management of the PSP and the Game Changers in the Western Cape Enhance corporate governance maturity in the Western Cape government and municipalities	
Promote gender equity and empower women Develop a global partnership for development	Transforming society and uniting the country	Pursue regional development, African advancement and enhanced international co-operation	A better South Africa, a better Africa and world	Significantly improve stakeholder satisfaction with Western Cape Government Services	

Table 4.2: Strategy alignment table

4.8.9. Municipal Reporting & Roles and responsibilities

The following diagram outlines the municipal Reporting which is in line with the Role and Responsibilities of all relevant stakeholders. It also illustrates the Municipal Forum, participants and levels of institutional reporting between structures.

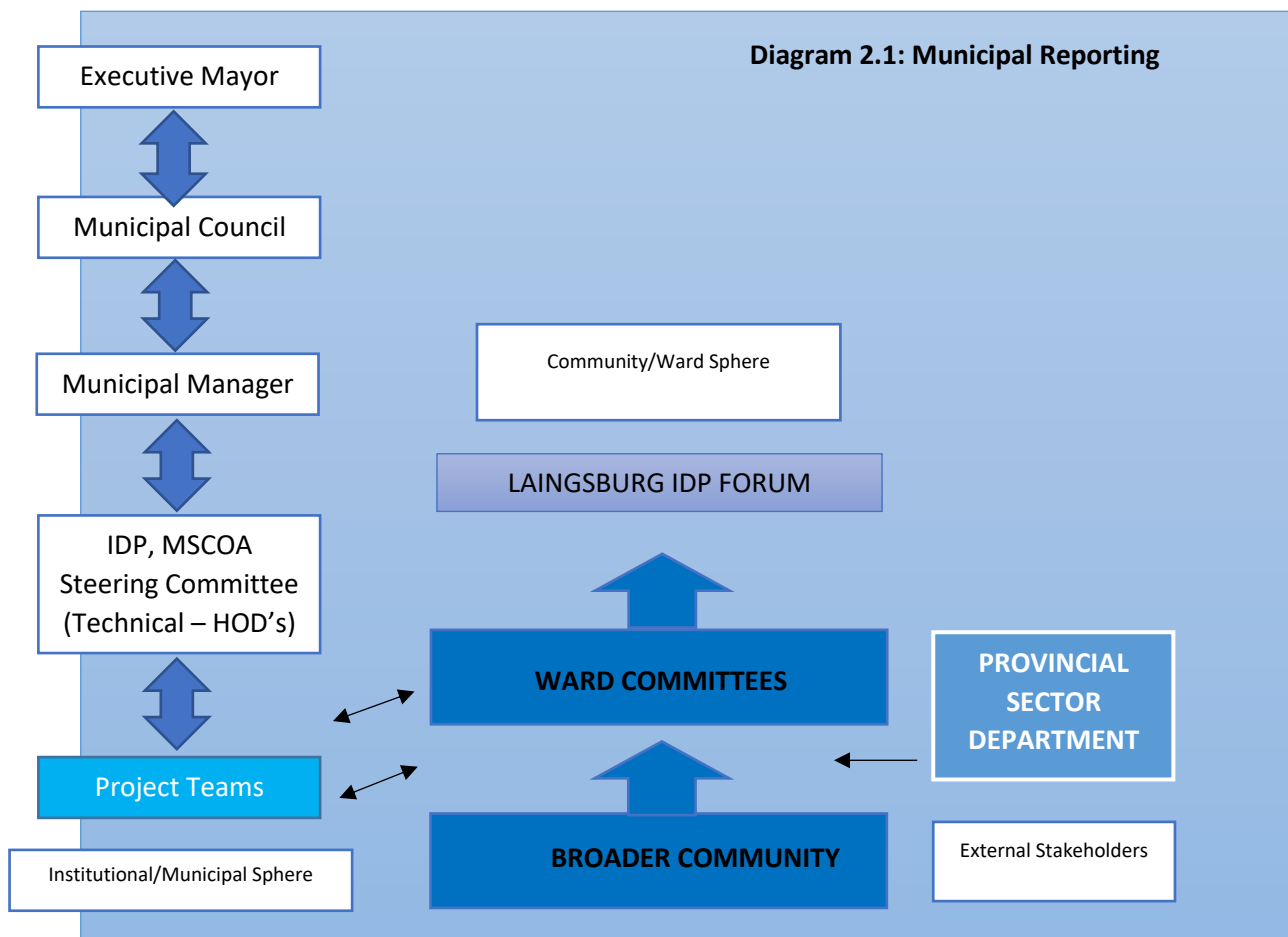


Diagram 2.1: Municipal Reporting	Roles & Responsibilities	Objectives	Objectives for all Role Players
Role Players			
Executive Mayor (process "owner", accountable)	Decide on planning process: nominate persons in charge: <ul style="list-style-type: none"> Monitor planning process Responsible for the overall Management, co-ordination and monitoring of the process and drafting of the IDP (to make sure that all relevant actors are involved) 	<ul style="list-style-type: none"> Increased ownership and accountability More appreciation of the merit of the process/ plan More openness to new/different ideas 	<ul style="list-style-type: none"> Greater participation / involvement High quality dialogue As simple and easy as possible to participate / contribute
Municipal Council	Consider and Adopts the Process Plan and the final IDP. Undertake the overall management and coordination of the planning process, which includes ensuring that: <ul style="list-style-type: none"> all relevant actors are appropriately involved appropriate mechanisms and procedures for public consultation and participation are applied 	<ul style="list-style-type: none"> Greater commitment to the process / plan Be more accessible to the public Get buy-in from the community 	

	<ul style="list-style-type: none"> ensure the establishment of ward committees and IDP forum the planning events are undertaken according to time schedule planning process is related to the real burning issues in the municipality the sector planning requirements are satisfied adopt and approve the IDP adjust the IDP in accordance with the MEC for local ensure that the annual business plans, budget and land use management decisions are linked to and based on the IDP; and ensures that development and management of municipal affairs are in the ambits of the law. 	<ul style="list-style-type: none"> Improved communication to manage expectations Communicate limited resources 	
Proportional councilors ward councilors ward committee members	<ul style="list-style-type: none"> Link integrated development planning process to their constituencies/wards Organize public participation 		
IDP / MSCOA Steering Committee	<ul style="list-style-type: none"> Provides terms of reference for the various planning activities. Commissions research studies. Considers and comments on: <ul style="list-style-type: none"> Inputs from sub-committees, study teams and consultants. Inputs from provincial sectors departments and support providers. Processes summarizes and documents outputs Makes content recommendations Prepares, facilitates and documents meetings. Heads project task teams. 		
Role Players	Roles & Responsibilities	Objectives	Objectives for all Role Players
Municipal Manager and Management Team	<p>Provide technical/sector expertise and information</p> <ul style="list-style-type: none"> Provide inputs related to the various planning steps Summarize / digest / process inputs from the participation process Discuss / comment on inputs from specialists 		
Development Services Office (Process Facilitator)	Day-to-day management of the drafting process on behalf of the Municipal Manager (to ensure a properly managed and organised planning process)	More productive and efficient process management	
<ul style="list-style-type: none"> IDP Representative Form / Ward Committees and Strategic Partners Public sector organizations Key business people Business and agricultural societies NGO's and NPO's 	<p>Represent interests and contributing knowledge and ideas:</p> <ul style="list-style-type: none"> Represents the interest of their constituencies (local municipality) in the IDP process Provides an organizational mechanism for discussions, negotiation, and decision making between the municipal government and stakeholders. Ensures communication between stakeholders and the Municipal, Provincial and National government, 		

<ul style="list-style-type: none"> • Sector representatives 	<p>the many State-Owned Enterprises (Eskom, Telkom, etc.) as well as the private sector.</p> <ul style="list-style-type: none"> • Participation in designing of project proposals and/or assess them as well as the mobilization of resources. • Discuss and comment on the draft IDP • Ensures that annual business plan and budgets are linked to the IDP and Monitor performance on the implementation of the IDP 		
Citizens	<p>The broader community participation in Laingsburg municipality is achieved through the following structures:</p> <ul style="list-style-type: none"> • Ward Committee Meetings, Sector meetings. • Community consultation sessions through Road shows • Monthly Newspaper reports (with assistance from GCIS) • To enhance participatory democracy at local government • Make recommendations on any matter affecting the areas 		

Table 4.3 Roles and Responsibilities

5.9. Inter-Governmental Alignment

The IDP requires alignment with other spheres of government at different stages during the process. Before starting with the IDP process municipalities need to understand where alignment should take place and through which mechanism this can best be achieved. Alignment is the instrument to synchronize and integrate the IDP process between different spheres of government. The alignment process must reveal how National and Provincial Government and the District Municipality could tangibly assist this Municipality in achieving its developmental objectives. The alignment process is coordinated by the Central Karoo District Municipality. Alignment meetings take place on district level, but with the involvement of all local municipalities.

5.10. Time Schedule

The municipality approved a Time Schedule within which this IDP had to be completed; the following table outline the practical within which the municipality will complete the process of compilation and approval.

Laingsburg Municipality Time schedule 2024 / 2025

MONTH	ACTIVITY	RESPONSIBLE PERSON	DATE	LEGISLATIVE FRAMEWORK
JULY 2024				
JULY 2024	<ul style="list-style-type: none"> Preparation of the draft IDP & Budget Time Schedule. Engagement with Budget office and PMS for alignment purposes. Review participatory forums and mechanisms. MINMAY: PLANNING – District Mayors present strategic and planning priorities & service deliver challenges 	IDP / BUDGET / PMS	July	<ul style="list-style-type: none"> Accounting Officer and senior officials begin planning for the next three-year budget. MFMA Section 68, 77. Accounting Officer and senior managers review options and contracts for service delivery. Accounting Officer and senior officials begin planning for the next three-year budget. MFMA Section 68, 77.
	<ul style="list-style-type: none"> Approve and announce new budget schedules and set up committees / forums. Consultation on Performance and changing needs. 	BUDGET		
	<ul style="list-style-type: none"> District Alignment 	CKDM/LBM/BWM/PAM		

	<ul style="list-style-type: none"> Roll out of the SDBIP. Prepare / Review departmental sector plans for next financial year. Preparing Annual Performance Report (Section 46). Prepare and submit performance agreements of municipal manager and 	PMS / Budget		<ul style="list-style-type: none"> Section 75(1)(b) of the Local Government: Municipal Systems Act, No. 32 of 2000
--	--	--------------	--	---

MONTH	ACTIVITY	RESPONSIBLE PERSON	DATE	LEGISLATIVE FRAMEWORK
	senior managers to the MEC and municipal website. <ul style="list-style-type: none"> Compile and submit Q4 performance report to Council. 		31 July	Local Government: Municipal Systems Act, No. 32 of 2000, Municipal Staff Regulations <ul style="list-style-type: none"> Copies of such performance agreements must be submitted to Council and the MEC for Local Government in the Province. MFMA Section 53 (3) (b) MFMA Section 52 (d)
AUGUST 2024				
	<ul style="list-style-type: none"> IDP Steering Committee Meeting 	IDP	August	
	<ul style="list-style-type: none"> District IDP Managers Forum 	IDP	August	
	<ul style="list-style-type: none"> Consult and review performance and financial position 	CFO	August	
	Audit and Performance Committee Meeting	Internal Audit	August	
	Municipal Council Meeting	Speaker	August	

AUGUST 2024	<ul style="list-style-type: none"> Executive Mayor tables IDP and Budget Time Schedule to Council for approval 	Executive Mayor	August	Section 34 of MSA Section 21(b) of the MFMA
	<ul style="list-style-type: none"> Submit annual financial statements and annual performance report to the Auditor- General for auditing 	MM/CFO	31 August	Section 46(1)(a) of the MSA No. 32 of 2000. MFMA Section 126 (1) (a)
	<ul style="list-style-type: none"> Submit adopted time schedule with Council resolution to MEC DLG, National Treasury and Provincial Treasury 	IDP	August	

MONTH	ACTIVITY	RESPONSIBLE PERSON	DATE	LEGISLATIVE FRAMEWORK
SEPTEMBER 2024				
SEPTEMBER 2024	<ul style="list-style-type: none"> Advertise Time Schedule 	IDP	September	
	<ul style="list-style-type: none"> Strategic Planning Meeting of Council 	Strategic Support	September	
	<ul style="list-style-type: none"> Review Strategic Objectives and values (if any) 	IDP office	September	
	<ul style="list-style-type: none"> Auditor General (AG) audit of performance measures. 	AG	September	
	<ul style="list-style-type: none"> Integrate information from adopted sector plans for review 	IDP	September	
	<ul style="list-style-type: none"> Determine revenue projections and update policies and objectives 	MM / CFO / IDP / Senior Managers	September	

	<ul style="list-style-type: none"> Q1 Provincial IDP Managers Forum Meeting Q1 District Coordinating Forum (DCF) District CFO Forum Provincial CFO Forum IDP REP Forum 	MM & Executive Mayor CKDM CFO and Local Municipalities Provincial CFOs Sectoral / External Departments	September 26 September 2024	
OCTOBER 2024				
OCTOBER 2024	<ul style="list-style-type: none"> Determine Revenue projections and policies. 	CFO	October	<ul style="list-style-type: none"> Review of policies and budget plans. Develop objectives for priority issues and determine programmes to achieve strategic intent including the
	<ul style="list-style-type: none"> Q2 – CKD ID Managers Forum Meeting. 	IDP	October	
	<ul style="list-style-type: none"> IDP Steering Committee Meeting (Feedback on situational analysis). 	IDP	October	
	<ul style="list-style-type: none"> Integration of information from adopted sector plans into IDP 	IDP	October	
MONTH	ACTIVITY	RESPONSIBLE PERSON	DATE	LEGISLATIVE FRAMEWORK
	<ul style="list-style-type: none"> Internal engagements to prioritise needs and assistance from sector departments 	IDP / All internal departments	October	development of the strategic scorecard
	<ul style="list-style-type: none"> Send priorities to sector departments 	IDP	October	
	<ul style="list-style-type: none"> Draft initial allocations to functions.[JDA] PROCESS] 	CFO	October	
	<ul style="list-style-type: none"> Compile and submit Q1 performance report to Council 	PMS / CFO	October	<ul style="list-style-type: none"> MFMA Section 52 (d)
	<ul style="list-style-type: none"> Public / Community IDP Awareness & Participation Engagements 	CKDM PP & Officials including Locals	October	
	Final Evaluation of MM and Section 57 Managers	PMS/HR	October	Regulation 805
NOVEMBER 2024				

NOVEMBER 2024	• IDP Representative Forum	IDP / Sector Departments	28 November 2024	• Accounting Officer reviews and draft initial changes to IDP MSA Section 34
	• Consolidation of budget and plans	CFO	November	
	• Table of draft Annual report to Audit committee	PMS	November	
	• First round of public participation in all four (4) wards and Ward Committees	IDP/PP	November	
	• Q2 District Public Participation & Communication Forum Meeting	PP / IDP	November	
	• Strategic engagements (SIME) with municipalities	DLG	November	
	• Audit and Performance Committee Meeting	Internal Audit	November	• Auditor General return audit report (Due by 30 November 2025) MFMA 126 (4)
	• Finalise Audit Report for the financial year	AG	November	
MONTH	ACTIVITY	RESPONSIBLE PERSON	DATE	LEGISLATIVE FRAMEWORK
	• Strategic session with Council about the Vision, Mission and Strategic Objectives and Values	MM / IDP	November (TBC)	
	• Finalisation and Tabling of the Reviewed Municipal Spatial Development Framework to Council for approval 2025/2026 book year	MM / IDP		

	<ul style="list-style-type: none">Q2 District Coordinating Technical Forum (DCFTech) meeting.Q2 District Coordinating Forum (DCF) Meeting.Q2 Provincial Public Participation Forum MeetingStrategic engagements (SIME) with municipalities	MM CKDM PP / IDP MM & Executive Mayor IDP DLG/Municipalities		
DECEMBER 2024				
DECEMBER 2024	<ul style="list-style-type: none">IDP Steering Committee Meeting (Comment on reviewed Municipal Strategies (Prioritize projects & programmes))	IDP/Budget/Senior Management	December	<ul style="list-style-type: none">Accounting officer and senior officials consolidate and prepare proposed budget and plans for next financial year taking into account previous year's performance as per audited financial statements.
	<ul style="list-style-type: none">Provincial IDP Managers Forum	IDP	December	
	<ul style="list-style-type: none">Executive determines strategic direction for next three years and finalise tariff policies	Senior Management	December	
	<ul style="list-style-type: none">Outline / Review municipal Strategic Objectives, KPAs, KPIs and Targets	Senior Management/ PMS	December 2024 – January 2025	
JANUARY 2025				
MONTH	ACTIVITY	RESPONSIBLE PERSON	DATE	LEGISLATIVE FRAMEWORK
JANUARY 2025	<ul style="list-style-type: none">Prepare detailed budget and plans for next three years	Budget	January – February	<ul style="list-style-type: none">MFMA Section 36Accounting officer finalizes and submits to Mayor proposed IDP and Budget for next three years
	<ul style="list-style-type: none">Compile and submit Quarterly Performance Report for Q2 to Council	PMS	January	MFMA Section 52 (d)
	<ul style="list-style-type: none">Mid-term / Midyear Report submitted to Mayor in terms of Section 72 of MFMA	CFO /PMS	January	MFMA Section 72

	MM table mid-year report to Council for approval	MM	January	MFMA Section 72
	• Midterm / midyear Report is published in the local newspaper and Website	Senior Managers	January	MFMA Section 72
	• Review of Municipal Organogram	MM	January	<ul style="list-style-type: none"> MFMA Section 127 MSA Section 21 (a)
	• Table Draft Annual Report to Council	MM	January	
	Q3 District Coordinating Technical Forum (DCFTech)	MM		
	Q3 District Coordinating Forum (DCF)	MM & Executive Mayor		
FEBRUARY 2025				
FEBRUARY 2025	• Continuous Review of Municipal Strategic Objectives, KPAs, KPIs and Targets	PMS/IDP	February	
	• Q3 District Public Participation & Communication Forum	IDP / PP	February	
	• Council adopts Adjustment budget and SDBIP. Performance agreements to be adjusted and signed off by	MM / Budget/PMS	28 February	<ul style="list-style-type: none"> MFMA Section 129 (1)

MONTH	ACTIVITY	RESPONSIBLE PERSON	DATE	LEGISLATIVE FRAMEWORK
	section 57 managers and MM and placed on municipal website			

	<ul style="list-style-type: none"> Advertise Adjustments Budget and Mid-year Section 72 assessment in local newspapers 	CFO/Corp Services	February	<ul style="list-style-type: none"> Within 10 working days after the municipal council has approved an adjustments budget, the municipal manager must make public the approved adjustments budget and supporting documentation, as well as the resolutions referred to in regulation 25(3). MBRR Regulation 26(1)
	<ul style="list-style-type: none"> IDP Steering Committee Meeting (Alignment) 	IDP/CFO/Senior Management	February	<ul style="list-style-type: none"> Accounting officer finalizes and submits to Mayor proposed IDP and Budget for next three years
	<ul style="list-style-type: none"> Integration of Projects & Programmes (JDA Approach) 	DLG	February	
	<ul style="list-style-type: none"> Q3 – CKD IDP Managers and Representative Forum 	IDP / MM	February	
	<ul style="list-style-type: none"> Conclusion of Sector Plans for the next financial year 	Senior Managers	February	
	<ul style="list-style-type: none"> Make public Annual Report and invite community inputs into report 	MM	February	MFMA Section 127 MSA Section 21 (a)
MARCH 2025				
MARCH 2025	<ul style="list-style-type: none"> Q4 – Provincial IDP Managers Forum 	IDP	March	<ul style="list-style-type: none"> Accounting officer publish budget and revisions to the IDP for public inputs. Submit to NT and PT (MFMA Section 22&37), MSA Chapter 4.
	<ul style="list-style-type: none"> Q3 District Coordinating Forum (DCF) Meeting. 	Executive Mayors	March	
	<ul style="list-style-type: none"> Workshop draft IDP / Budget with Council 	Mayor / MM / CFO/ OM	March	
	<ul style="list-style-type: none"> IDP Steering Committee Meeting 	IDP / CFO	March	
	ACTIVITY	RESPONSIBLE PERSON	DATE	
	<ul style="list-style-type: none"> Draft SDBIP for incorporation into draft IDP 	PMS / IDP	March	
	<ul style="list-style-type: none"> Draft IDP and Budget approval by Council 	Executive Mayor / MM	March	

	<ul style="list-style-type: none">Audit and Performance Committee Meeting	Internal Audit	March	
	Mid-Year Evaluation of MM and Section 57 Managers	PMS/HR	March	
	<ul style="list-style-type: none">IDP Representative Forum	IDP / Sector Departments	27 March 2025	
APRIL 2025				
APRIL 2025	<ul style="list-style-type: none">Send Draft IDP to Minister, PT and NT	Municipal Manager	April	<ul style="list-style-type: none">Accounting Officer assist the Mayor in revising the budget.
	<ul style="list-style-type: none">Advertise IDP and Budget document for public Inputs and comments	IDP	April	
	<ul style="list-style-type: none">IDP Steering Committee Meeting. Finalisation of draft IDP & Budget documents	IDP	April	
	<ul style="list-style-type: none">Q – 4 District Coordinating Technical Forum	Executive Mayors	April	<ul style="list-style-type: none">MFMA Section 52 (d)
	<ul style="list-style-type: none">Compile and submit Quarterly Performance Report for Q3 to Council.	PMS / CFO	April	
	<ul style="list-style-type: none">Conclusion of Sector plans for inclusion in IDP	Internal departments	April	
MAY 2025				
	<ul style="list-style-type: none">Second round of public participation on draft - IDP and Budget.	Mayor / IDP	May	
MAY 2025	<ul style="list-style-type: none">Review written comments in respect of the draft (advertised) IDP	MM	May	<ul style="list-style-type: none">MFMA Section 23,24MSA Chapter 4
	<ul style="list-style-type: none">Q-4 DITRICT IDP Managers	IDP / MM	May	
	ACTIVITY	RESPONSIBLE PERSON	DATE	
	<ul style="list-style-type: none">Community inputs into organization KPIs and Target	IDP/PMS	May	

	<ul style="list-style-type: none"> • Tabling of IDP and budget related policies to council for 		May	
JUNE 2024				
JUNE 2025	<ul style="list-style-type: none"> • Approval of Top Layer SDBIP 	Executive Mayor	June	Section 57 of the MSA
	<ul style="list-style-type: none"> • Inform community about the approved IDP & Budget: Place copies in libraries, website and notices in newspaper 	IDP / CFO	June	
	<ul style="list-style-type: none"> • Q1 – Provincial IDP Managers Forum 	IDP	TBC June	
	<ul style="list-style-type: none"> • Send IDP & budget documents to MEC DLG, PT & NT 	IDP	June	
	<ul style="list-style-type: none"> • Audit and Performance Committee Meeting 	Internal Audit	June	
	<ul style="list-style-type: none"> • Signing of performance agreements of MM and Section 57 Managers 	PMS/Corporate	Before 31 July	MFMA Section 53 MSA Sections 38-45
	<ul style="list-style-type: none"> • Submit copies of SDBIP to National and Provincial Treasury 	PMS	June (10 days after approval)	
	<ul style="list-style-type: none"> • Make public the performance agreements of MM and Senior Managers (Municipal Website) 	PMS	30 July	Section 57 (1) (b)

Municipal Profile

The aim of this profile is to create a platform for informed decision-making regarding planning, budgeting and implementation, i.e. integrated development planning. This profile does not include the use of exhaustive lists of data but instead considered the most pertinent and up- to-date data available. The components analysed includes the following:

5.11. Geographical Positioning

Laingsburg is the entry point to Central Karoo District if driving from Cape Town along N1 to Johannesburg. The municipality boarder's two Western Cape districts, the Cape Winelands District and the Eden District. The municipality also borders the Northern Cape Province on the northern side of the municipality connecting the municipality to Sutherland.

- Distance from Cape Town 276 Km
- Distance from Johannesburg 1300Km
- Distance from Beaufort West 199Km
- Distance from Ladysmith (Eden District) 110km
- Distance from Touwsriver (Cape Winelands District) 85Km
- Distance from Sutherland (Northern Cape Province) 137Km

The municipality of Laingsburg as per the Demarcation Board covers the following areas:

- Laingsburg, Matjiesfontein, Vleiland, and 250 Farms (refer detail below)
- The population of the municipal area is 11 366 and has a total number of 3314 of households that live in the municipal area.
- The biggest part of the population falls within the age group of 15-35 (36.6%) and is mostly unemployed or works on a seasonal basis.



The municipal area is divided into 4 wards and consists of three main areas:

Area	Neighbourhoods
LAINGSBURG	Bergsig, Goldnerville, Bodorp, Onderdorp, Nuwedorp and Moordenaars Karoo Farms
Matjiesfontein	The Village, Konstable and the Witteberge farms
Vleiland	Vleiland and Klein Swartberg areas

Table 5. 1: Municipal Area

5.12. Population and households projections

Population	(2001)	6821
	(2006)	7320
	(2010)	7989
	(2015)	8661
	(2016)	8895
	(2017)	9002
	(2018)	9253
	(2021)	9606
	(2022)	9 778
	(2023)	11366
Households:	3314	Density: 1.1 p/km²
Household Size	3.4	
Population growth rate (average annual)		
	2022/2023	1.1%

5.13. Settlement Pattern

Generally, Laingsburg is a one town Municipality. Laingsburg town has a population of 9093 people (80%) followed by Matjiesfontein, the second largest community, which has about 773 people. The rest of the population (1500 people) is scattered in some farms all over the Local Municipality.

5.14. Wards

The municipality is divided into 4 wards by the Demarcation board. The biggest ward in population numbers is ward 4, consisting of Goldnerville. The second biggest ward is ward 1, which consisting of Bergsig (RDP Residential Area). The 3rd biggest ward is ward 2, consisting of Matjiesfontein, Vleiland and the whole agricultural community but this ward is the biggest with regards to size. The smallest ward is ward 3 which mainly consisting out of Central Business Area, Acacia Park and Nuwe Dorp as well as a few farms along the urban edge of the municipality and is growing.

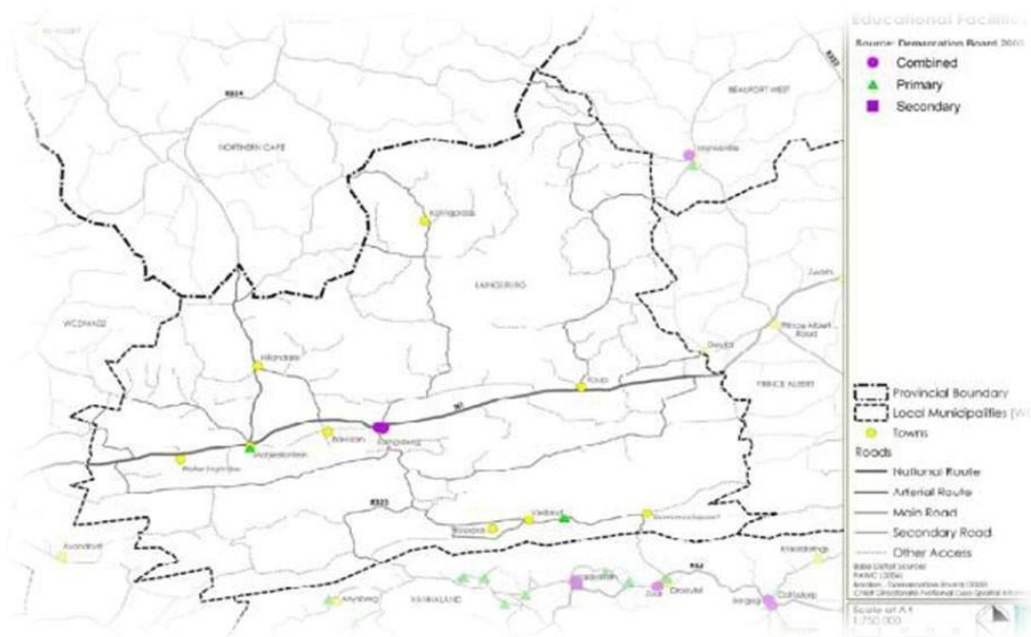
6. Situational Analysis

6.1. Education

The education facilities include a distribution of primary, secondary and private schools of the Municipality.

There are 4 primary schools, one in Vleiland, one Matjiesfontein and two in Laingsburg. There is only secondary school in Laingsburg and have to serve all the primary schools. One of primary schools is a private school, children from this school leaves after grade 7 and complete their schooling in other schools outside the municipal area. Laingsburg High School's finance is under severe pressure because it is situated in town and is classified as fee-paying school. The scholars attending are this unable to pay school fess as they are all from previously disadvantaged areas. Because there is no income, the school is unable to contribute to the school subsidy. This leads to lack of teachers and the inability to pay school accounts. Due to this fact, scholars and teachers has to do without the necessary services. The abovementioned map also shows that the area north of the N1 Freeway is not serviced with education facilities and that the schools are generally distributed along the major road networks in the Municipality. Laingsburg High School was recently declared as a no-fee school

Map 6.1 Educational facilities



6.1.1. Education Outcome

Education remains one of the keys driven to improve the local economy, and there is an increase requirement for matriculates for employment and youth empowerments programs.

The matric pass rate within Laingsburg decreased from 81.6 per cent in 2022 to 72.6 per cent in 2023.

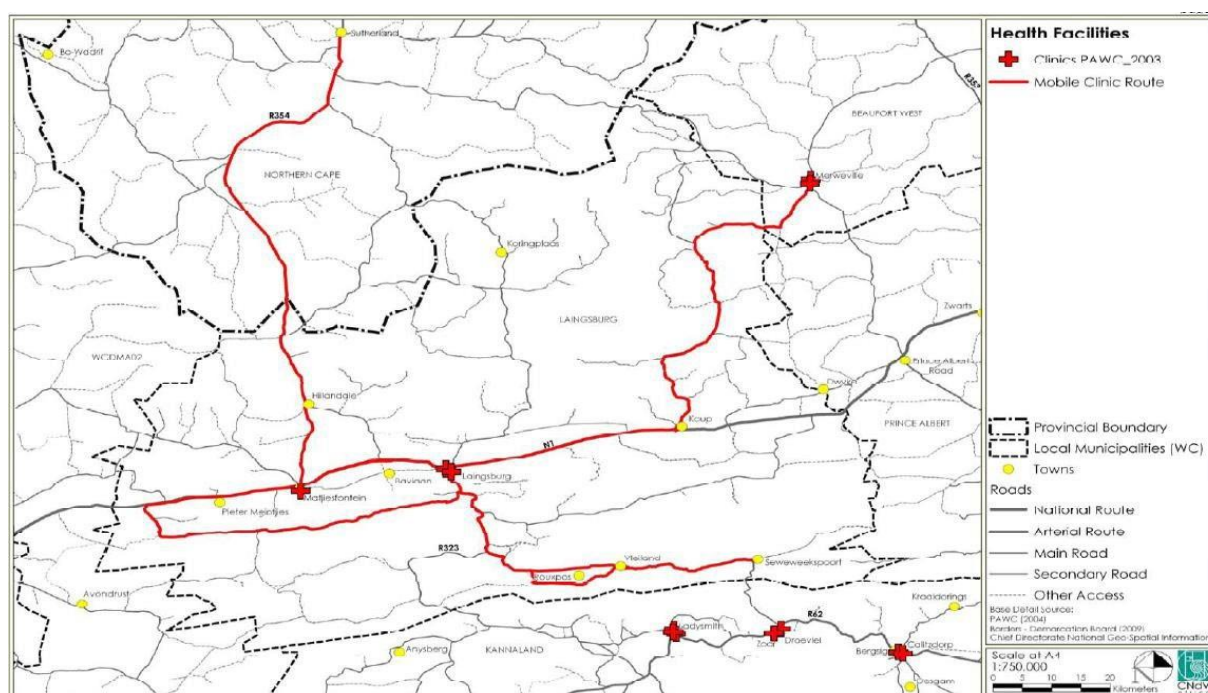
Health

In terms of healthcare facilities, in 2023, the Laingsburg municipal area had 1 fixed and 2 non-fixed primary health clinics. In addition, there are also 1 district hospital, as well as 1 antiretroviral treatment clinic/sites and 1 TB treatment clinics/sites.

Area	PHC Clinics		Community Health Centres	Community Day Centres	Hospitals		Treatment Sites	
	Fixed	Non-Fixed			District	Regional	ART Clinics	TB Clinics
Laingsburg	1	2	0	0	1	0	1	1
Central Karoo	8	10	0	1	4	0	12	22

Graph 6.2 Laingsburg Primary Health Facilities (Source LSEP; 2024)

There are no health facilities north of the N1 Freeway, and none in the other rural areas. The rural



areas are served by mobile clinic routes. Discussion with the Provincial health practitioners indicated that there are 17 mobile clinic routes in the Municipality. At least one route is covered per day, sometimes even two. If there are medical emergencies, then the farmers bring the patients in either to Matjiesfontein or Laingsburg.

6.1.2. Emergency Medical Services



Access to emergency medical services is critical for rural citizens due to rural distances between towns and health facilities being much greater than in the urban areas. Combined with the relatively lower population per square kilometer in rural areas, ambulance coverage is greater in rural areas in order to maintain adequate coverage for rural communities.

Provision of more operational ambulances can provide greater coverage of emergency medical services. Laingsburg has 3 ambulances per 10 000 inhabitants in 2023. It should be noted this number only refers to Provincial ambulances and exclude all private service providers.

6.1.3. HIV/AIDS

Area	ART clients that remain with treatment month end		Number of new ART patients	
	2022/2023	2023/2024	2022/2023	2023/2024
Laingsburg	217	210	10	2
Central Karoo District	2037	2 097	163	133

Table 6.4 HIV / AIDS (Source: LSEP, 2024)

Patient receiving antiretroviral treatment in Laingsburg was treated at 1 clinic/treatment site. The 200 patients receiving antiretroviral treatment are treated at 1 clinic / treatment site.

6.1.4. Child Care

The United Nations Sustainable Development Goals aims by 2030 to end preventable deaths of new-born and children under 5 years of age, with all countries aiming to reduce neonatal mortality to at least as low as 12 per 1 000 live births and under-5 mortalities to at least as low as 25 per 1 000 live births (Source: UN SDG's).

The **immunization rate** for children under the age of one in the Laingsburg Municipality is recorded at 98.2 Percent in 2023/2024, this is higher than the Central Karoo District average for 2023/2024 which was at 58.9 percent.

The number of **malnourished children** under five years (per 100 000 people) in Laingsburg in 2023 was 7.7 per 100 000 people

The **neonatal mortality rate per deaths per 1000 live births before 28 days** for Laingsburg was at 28.6 deaths per 1000 live births.

6.1.5. Maternal Health

Area	Maternal Mortality Rate		Delivery Rate to Women under 19 Years		Termination of Pregnancy Rate	
	2022/23	2023/2024	2022/23	2023/24	2020/21	2021/22
Laingsburg	0.0	0.0	18.3	17.6	0.0	0.0
Central Karoo District	0.0	0.0	19.1	18.3	0.0	0.0

The **maternal mortality rate** in the Laingsburg area has remained at zero deaths per 100 000 live births in 202/2023 and 2023/24, which are on par with the Central Karoo District

The **delivery rate to women under 19 years** has decreased from 18.3 per cent in 2022/23 to 17.6 202/23 in Laingsburg and Central Karoo decreased slightly from 19.1 to 18.3 over the same period.

The **termination of pregnancy rate** remained steady at zero per cent in Laingsburg and the Central Karoo District over the 2022/23 and 2023/24 period.

6.2. Safety and Security

There is only one police station located in Laingsburg town that services the entire 8781km² of the Municipality.

Crime Category	2023/2024
Murder	1
Sexual crimes – Total	16
Burglary at residential premises	47
Drug-related crime	104
Driving under the influence of alcohol or drugs	104

Table 6.6. SEPLG 2023

The most commonly occurring crimes are driving under the influences of alcohol or drugs and drug related crimes.

Laingsburg Municipality recognizes the broad nature of community safety. The focus thereof would be the reduction of safety challenges in terms of pro-active and re-active initiatives towards socio-economic challenges as a way to prevent these challenges within communities. These initiatives should also be able to improve the quality of life of the community through physical and social environmental changes.

Municipal Safety Plan Key Strategic Objectives:

- i) Reinventing the economy from an old to a modern generation
- ii) Renew our communities from low to high quality of life
- iii) Revive the environment from waste dumps to a green region
- iv) Reintegrate with Western Cape Province and our neighbors to move from an edge to a frontier region
- v) Release human potential from low to high skills

- vi) Deepens democracy through stakeholder engagement and public participation in policies and procedures of Council.
- vii) Ensure good governance through sound financial management, functional and effective Council.

A holistic approach is critical to ensure effective and efficient implementation of community safety programs. It is thus; essential to ensure that the under-mentioned objectives are met in support of the National Outcome 03.

- i) Promote and sustain a safe and secure environment for communities and visitors of Laingsburg
- ii) Maximize societal participation in community safety intervention programs and projects
- iii) Build and sustain strategic partnerships and networks
- iv) Manage and improve society's perception on levels of crime and roles of law enforcement services
- v) Intensify focus towards the elimination of gender-based violence and trio crimes in the region
- vi) Build investor confidence and provide enabling environment for the promotion of tourism in the region. This combination of factors can either initiate criminal behavior or perpetuate it. The under-mentioned factors are often regarded as socio-economic contributors towards criminality within various communities:
 - i) Poverty
 - ii) Unemployment and/or lack of employment opportunities
 - iii) Inadequate or inaccessible policing (Often a perception that the police are not visible enough)
 - iv) Alcohol and drug abuse Low levels of vigilance and taking precautions against criminality (Often Police perceptions towards community members)
 - v) Lack of sporting and recreational facilities
 - vi) Lack of incoming generating skills and low self-esteem
 - vii) Moral degeneration and break-down of family structures and values
 - viii) Rapid and uncontrolled urbanization

The following are just some of causal factors generating to high levels of crime within the communities:

- i) Profusion of taverns, shebeens and unlicensed liquor outlets within residential areas: These places are frequented by community members who are prone to influences of criminal and delinquent nature.
- ii) Lack of street lighting: A tendency that prevails is that this challenge is often only addressed when there is a high-profile delegate visiting the area, and the municipality poses to impress the visitors.
- iii) Poorly maintained roads in rural areas: Bad roads are hampering Law Enforcement and Emergency Medical Services' mandates. These services often cannot promptly respond to reported incidents due to the conditions of some of the routes that need to be used.
- iv) Unfenced / Broken fenced school premises can provide and expose learners to criminal vulnerability. This space can be exploited by drug dealers to access school children, including easy access to even commit crimes such as rape and theft at the school premises.

The following Priorities were identified to address crime and community safety challenges:

Priority 01: Inter-Governmental Relations

Priority 02: Promotion of Schools Safety

Priority 03: Advocacy for Social Crime Prevention

Priority 04: Support Community Corrections Programs

6.2.1. Decay of Social Fabric

Laingsburg is heavily affected by moral degeneration and the associated socio-economic issues. High teenage pregnancy rates as per table 4.5 have been cited before and cases of sexual crime are on the increase within the communities. The break of linkages and respect between the youth and old or people have increased the generational gap which is amongst the constraints observed in society. Young girls also don't mind to have relationships with older, married men who can entertain them and support them financially. These are caused once again by aspects related to poverty and low levels of education and hence employable skills. Prostitution, drugs and alcohol abuse especially amongst, under age children is also high

7. Environmental and Spatial (latest information)

7.1 Spatial Development Framework (SDF) 2025

The Department of Agriculture, Land Reform and Rural Development (DALRRD) has appointed Tshani Consulting CC to review the Municipal Spatial Development Framework for Laingsburg Local Municipality.

The existing municipal SDF is outdated, having been completed before the release of the National Spatial Development Framework (NSDF), 2022, and after the Western Cape Provincial Spatial Development Framework (PSDF), 2014. As part of the update, the new SDF will be aligned not only with the NSDF, PSDF, and KRSDF but also with the District One Plan, which was adopted in 2019 by Cabinet, the Presidential Coordinating Council, and various MINMECS. This alignment ensures that the SDF is coherent with broader national, provincial, and district-level planning strategies, addressing contemporary development needs and priorities.

The project inception meeting was held on 20 March 2024, where the project scope, objectives, plan, deliverable timeframes, and legislative requirements were outlined to the Project Steering Committee (PSC). As part of Phase 5 of the project: Stakeholder Engagement (Public Participation), the 60-day advertising period ran from 17 October 2024 to 17 December 2024. The draft Spatial Development Framework was made available on the Municipal Website on 17 October 2024. A newspaper notice and social media post (Facebook) were published on the same day, followed by the Western Cape Provincial Gazette notice on 18 October 2024.

The draft Phase 5: Stakeholder Engagement (Public Participation) and Phase 6: Final Comprehensive MSDF (Including Implementation Plan) were presented to the Project Steering Committee on 7 February 2025, with a comment deadline set for 13 March 2025.

Thereafter these comments will be addressed and a Final Draft MSDF will be submitted to council for approval and to form part of the Integrated Development Plan of the municipality.

7.2 Analysis of the natural environment

Laingsburg Municipality is a small town in the Central Karoo District, in the Western Cape Province. Its accessible from all the major cities of the Western Cape as well as Northern Cape, Eastern Cape, Free State and Gauteng Province. The municipality is divided into 4 wards. A small, modern Karoo village, Laingsburg lies at the confluence of two rivers in one of the driest parts of the country, 280 km from Cape Town just off the N1 highway that travels through the Great Karoo. Laingsburg area is a geological hotspot. Alongside the main road are layers of fossilised mudstone and a yellow bank of volcanic ash. The major river through the area is the Buffels River flows into the Floriskraal Dam south-east of Laingsburg. The Municipal area is generally undulating with mountain ranges rising above the general level of the Karoo plains to the north and south.

Laingsburg Municipality receives an average annual rainfall of about 175mm. Frost occurs during the winter months, from June to August. The Environmental section outlines key focus areas relevant to the current state of the natural environment and the associated need for environmental management, specifically, within Laingsburg Local Municipality.

7.3 Climate change

Climate change is broadly defined as the change in climate attributed directly or indirectly to human activity (the emission of greenhouse gases sourced from fossil fuel based activities) which has altered the composition of the global atmosphere and which is in addition to natural climate variability observed over comparable time periods. As the rate of climate change accelerates. The predominant wind direction is easterly. This is followed by south-south-westerly, westerly and west- north-westerly directions. it is expected that Laingsburg will experience a change in temperature and rainfall regimes. These conditions will result in a reduction in vegetation. This can also affect agriculture negatively with a decline in productivity and crop, that can cause a negative impact on the economy of the municipality. It is therefore important that the Municipality contributes to the efforts to reduce the emission of greenhouse gasses and thereby delay the impact of climate change.

The following sectors are likely to be vulnerable to climate related impacts and require responses:

- Economic development
- Social Development
- Planning
- Public safety
- Disaster management
- Water management
- Health
- Agriculture
- Tourism
- Housing and infrastructure

- Transport
- Energy / electricity
- Biodiversity conservation
- Future mining
- Waste management

Laingsburg local municipal area economy predominantly dependent on agriculture as its economic base, the risks that climate change can potentially have on this agricultural production area is of great concern. The main expected features of climate change is the long term rise in temperature, variability in precipitation, changes in precipitation patterns, changes in the growing season etc. Therefore, the aforementioned variables definitely impact on the availability of water, for both rains fed and irrigated agricultural production. Water availability is the most important limiting factor for crop production in the Laingsburg area. Furthermore, animal production is also, adversely affected in the light of dryer periods throughout the year. Given the extent of production in this area it could have implications in terms of food security. (Smart Agri, 2015) New urban development needs to be planned with this in mind. The changes in the climate along with aspects such as the prevailing wind direction requires that new buildings, be it for offices, commercial or especially for residential use, be designed with a view to ameliorate these impacts. The appropriate local and natural materials need to be sourced and appropriate thermal treatment of the buildings applied to ensure it maximises the use of natural energy and minimises the use of electricity. Climate change resilience areas include:

- Kloofs, which provide important connectivity and provide both temperature and moisture refuges.
- South facing slopes, which similar to Kloofs, provide refuge habitats.
- Topographically diverse areas, which contain important altitudinal and climatic gradients which are important for climate change adaptation as well as ensuring a range of micro-climates are protected.
- Riverine corridors, which provide important connectivity in extensive arid environments.

The municipality need to track climate change issues and broadened awareness for climate change within the Municipality.

There is a need to accelerate the process of relevant education, training, awareness and capacity building in municipality to speed up the implementation of climate change response. Human induced climate change can be combated by two general approaches:

- Climate mitigation: action taken to reduce or eliminate the source of greenhouse gases or to enhance the absorption of greenhouse gases ("carbon sinks").
- Climate adaptation: ability of a system or community to adjust to climate variability or extremes.

The Laingsburg municipality will liaise with the District regarding their Climate Change Response Plan to start developing our implementation plan. Amendments to the Disaster Management Plan will be made to include Climate Change Response and reflect such information. The Laingsburg municipality to request funding for climate change response related projects in the IDP.

7.4 Biodiversity and Conservation

Laingsburg Municipality has the greatest percentage covered of the succulent Karoo biome as well as the fynbos biome compared with other Municipalities in the Central Karoo District. The

present biomes in the municipal area are namely:

- the succulent Karoo
- the fynbos;
- the Nama-karoo;
- the Azonal vegetation; and
- the Albany thicket.

The Nama-Karoo has high species diversity but it is generally of low to medium grazing quality with a carrying capacity of 41 – 80 hectares per animal unit per annum. It is mainly suitable for livestock farming with conservation of the indigenous plant species. (Laingsburg 2007 Status Quo Report) The fynbos has high species diversity and is generally of low grazing quality and has a carrying capacity of 18 – 30 hectares per animal large stock unit (LSU) per annum. (Laingsburg 2007 Status Quo Report).

SANBI's classification of the vegetation status of the entire Municipality as not Threatened suggests there is little that threatens the ecosystem's integrity. However, the poor status of the rivers, most of which are Critically Endangered suggest there are problems in the catchments. The greatest threat to eco-system integrity is crop farming but there is very little potential. The next threat is inappropriate grazing. Appropriate grazing systems should be in place so that veld is restored. This will improve both its biodiversity and stock carrying capacity.

The critical biodiversity areas in the Laingsburg Municipality includes areas that are formally protected areas, conservation areas, i.e. informally protected; critical biodiversity areas, ecological support areas and areas where there are no natural areas remaining. The municipalities critical biodiversity areas cover 47%; 28% as ecological support areas; 18% as other; and, 7% is under formal protection. The Anysberg Nature Reserve and the Towerkop Nature Reserve Area Type 1 nature reserves, i.e. a national park / provincial nature reserve. The area south of Rouxpos, the Buffelspoort Nature Reserve is a mountain catchment area or a DWS forest area. This is a Type 2 nature reserve. The Gamkaspoort and the Klein Swartberg catchment and nature reserve areas are located along the eastern and the south-eastern boundaries of the site.

Out of 126 threatened plant species 76 are found in the Laingsburg Municipality, one species is extinct, one species is presumed extinct, seven species are critically endangered, 20 are endangered and 47 are vulnerable. The SANBI biodiversity assessment for vegetation types shows that the majority of the area is Least Threatened. the land cover and the status in hectares and percentage of the land cover. This shows that 96% of the land in the Laingsburg Municipality is in a natural state. This is the highest percentage for any of the Municipalities in the Central Karoo District. Only 2% of the land in the Municipality is in a degraded state. This is the lowest percentage for any of the Municipalities in the Central Karoo District.

The major river through the area is the Buffels River flows into the Floriskraal Dam south-east of Laingsburg. All the rivers in the municipality are dry because of drought. Due to low level of environmental protection of the area, the area became threatened.

Vegetation and Ecological Areas are rapidly being compromised due to unsustainable land-use practises, overgrazing, alien vegetation, infestation, pollution and other environmental change. The municipality should apply for social-ecological projects implemented by government agencies such as Working for Water, this will assist in clearing of invasive alien species, research and environmental education. Environmental Management Plans are required to ensure appropriate protection.

The Laingsburg Municipality will prioritise and budget for the development of an Alien Invasive Species Eradication Plan. The plan will outline the funding needs for the clearing of alien invasive species. The following plans will be developed in consultation with The Department of Environmental Affairs:

- Open Space Management Plan
- Biodiversity By-Law

The final plans will outline the needs, focus areas of the municipality whereby funding applications will be submitted to start implementation of these plans related to biodiversity for Laingsburg Municipal area.

7.5 Air Quality

The District Municipality have monitoring stations positioned in the area for the monitoring of air quality in the region, the Laingsburg Municipality will have to budget for monitoring equipment during the budget cycle period to monitor the state of air quality in the Laingsburg Municipal Area. Laingsburg Municipality have an Air Quality Management Plan, the plan is in the process for review and to be updated, outlining specific focus areas for improvement and implementation. Annual reports will be submitted to the Department of Environmental Affairs on the implementation of the Air Quality Management Plan. The Laingsburg Municipality to liaise with the provincial department for the adoption of their Air Quality Management By-Law. The Laingsburg Municipality has a designated air quality management officer. The Laingsburg Municipality will prioritise budget for all air quality functions within its jurisdiction.

Dust

Due to intense mining in Laingsburg dust particles have increased, dust fallout is a major problem arising from various mining, construction and even farming activities. Dust fallout can have an impact on health, infrastructure and agriculture. Dust fallout monitoring is a cost effective method to measure the amount of dust being deposited on the ground and provide information to determine effectiveness of control strategies.

Wood burning

Some of the families in the municipal area depend on burning wood for cooking, which is a major source of air pollution, and can have negative effects on the environment and human health. Smoke from wood combustion is the leading source of particulate emissions in the area. These emissions can reduce our ability to breathe and contribute to the formation of smog and haze.

Transportation emissions

Motor vehicles travelling along the N1 can result in elevated ambient concentrations of Particulate Matter at times. This is not regarded as a major concern. The municipality is busy with revising its Air Quality Management Plan within Laingsburg Municipality which will incorporate these activities and it will be mitigated. Air quality training of future air quality personnel at Laingsburg Municipality should be considered by the municipality.

Compliance monitoring and enforcement of air quality legislation, policies and regulations in Laingsburg area should be put in place.

7.6 Water Resource Management

There are three rivers which confluence at Laingsburg town, namely the Bavians (Bobbejaans) which also flows through Matjiesfontein from the west, the Wilgehoutsriver and the Buffels from the north. The Witberg River also flows in a northern direction across the N1 and then the Wilgehoutsriver in a north- western direction into Hillandale. The municipality is a drought prone receiving significantly below average rainfall resulting in low level to empty dams which makes ground water more important in the area.

Laingsburg Local Municipality is dependent on groundwater as the only source for water service delivery, the town reservoirs, Goldnerville reservoir, Soutkloof boreholes, Soutkloof reservoir and Soutkloof pit. In Matjiesfontein there are boreholes and reservoirs. Climate change is leading to more frequent drought and a decline in groundwater availability within the municipal area.

These ground water sources are the primary source for the supply of potable water to households and businesses in Laingsburg. The municipality should have more stringent water conservation and demand management initiatives.

7.7 Environmental management and planning

Environmental planning is the process of evaluating how social, political, economic and governing factors affect the natural environment when considering development. Environmental decision making can be defined as the process of evaluating the ways humans go about making choices that impact the natural environment. Environmental management and planning objective is to formulate measures which will, mitigate adverse impacts on various environmental components, which have been identified during the rapid environmental impact assessment study and protect environmental resources where possible. Planning is also important when it comes to protecting the environment, so it is sustainable for generations to come. However, environmental planning and decision making have many considerations because of the complexities of nature and the varying needs and desires of society.

Sustainable development requires an integrated approach and the thematic strategy advocates national and regional authorities in supporting the municipality in achieving more integrated management at the local level. This approach should be supported by council.

Based upon available information and experience the municipality should include the following topics when planning any development:

- Improving water quality
- Improving waste management
- Increasing energy efficiency and use of renewable energy
- Reducing greenhouse gas emissions
- Improving outdoor air quality
- Improving urban transport
- Preventing and reducing noise and protecting quiet areas
- Better local governance

- Better land use and planning
- Increasing biodiversity and green space
- Reducing environmental risks

The Laingsburg Municipality has gone out on tender for the next 3-year term of consulting engineers. The implementation of all projects that would require EIAs will be consulted with the professional engineering team, whereby MISA is also part of in providing technical support.

7.8 Waste management

Laingsburg Municipality has a designated waste management officer. The Department of Forestry, Fisheries and the Environment has funded the compilation of the 3rd generation Integrated Waste Management Plan whereby a service provider, Mamadi & Company has been appointed. The 3rd generation IWMP is in final draft stage and is in public participation from 5 March 2025 – 3 April 2025, where after it will be presented to council again and submitted to the MEC for endorsement and implementation.

The Municipality has adopted the Departmental Waste Management By-Law, the plan has been approved by the Department and the Municipal Council, the final plan is in process for gazetting. The basic waste management services are supplied to 100 % of households in Laingsburg and Matjiesfontein. Only indigent households are provided with free waste management services in the municipality. The Municipality has one landfill site for waste disposal, there are no drop-offs, by-backs centres or transfer stations. Household waste in the Laingsburg Municipality is collected on a weekly basis. Domestic waste includes refuse from gardens and building rubble. Commercial refuse removal is collected on a bi-weekly basis.

The refuse from Matjiesfontein is disposed of at a landfill site west of Laingsburg town. The waste generation for Laingsburg, obtained from the Integrated Waste Management Plan, prepared in 2005, is based on the 2001 population survey figures. The waste generated in Laingsburg is 1.2kg per person per day resulting in 5.4 tons per day. The waste for Matjiesfontein is 0.5kg per person per day resulting in 0.15 tons per day. Therefore, the waste generation in the Municipality is approximately 20.4 tons per week during the peak and 16.9 tons during off-peak periods.

Laingsburg has one landfill site that was permitted in 1997 with a classification of General Waste, Communal Landfill and no significant leachate produced (GCB). This site is approximately 5 hectares and does not have any groundwater monitoring. It receives garden refuse, building rubble and domestic waste and put it into trenches at the landfill site. At 2005, the site had approximately 10 years left. It is 2025 and the landfill site has depleted its airspace. A height restriction of 1metre was allowed for in the Waste Permit. The Provincial Department of Environmental Affairs, Waste Management has conducted an airspace determination study during May 2023 – May 2024. This information is going to be used to apply for a height extension application during 2025 to the department. A formal letter with timelines has been submitted to the department. Medical waste is transported to Beaufort West by means of a private company. No medical waste is allowed at the Laingsburg Waste Disposal Facility. The closest hazardous waste site is in Vissershok outside Cape Town. This makes it very problematic for Municipality to transport all of its hazardous waste to that facility.

There are no weighbridge facilities at the Laingsburg Landfill Site therefore the quantity of waste disposed of at the landfill site is not measured and the exact number of receptacles collected at each of the service points is not known. Therefore, it was not possible to distinguish between the different types of waste generated within the respective areas and the volume of waste generated was purely based on the available population figures. The method that is used to determine waste data is the gate controller sheet/ waste calculator provided by the provincial department and the estimated waste quantities are reported monthly on IPWIS and will be reflected annually in the IDP.

The Laingsburg Municipality will look into allocating sufficient budget for waste management functions such as awareness, clean up campaigns and other waste related matters.

8. Economic Analysis and GDP Performance

In 2023 the economy of Laingsburg was valued at R411 million (current prices) and employed 2942 people.

(LSEP 2023/2024)

8.1.1. Agriculture

In the Laingsburg municipal area, this sector contributed 27.2 per cent to employment in 2023.

8.1.2. Agri-Tourism

Agri-Tourism has showed a growth in the agricultural sector, providing into the need of people from the cities wanting a need in unwind and enjoy the country life. The following table give an indication how farms have developed and add value to the Tourism Sector.

Adventure Tourism is the biggest in the municipal area, providing 4X4, accommodation, Birding, camping, hiking and mountain biking as the major activities provided for.

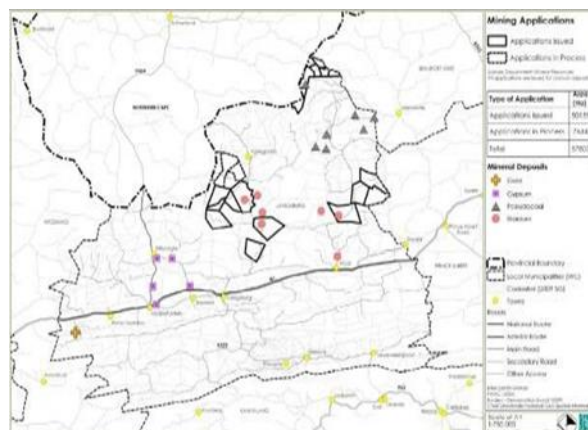
8.1.3. Impact of Climate Change

Given the background of the Laingsburg local municipal area economy being predominantly dependent on agriculture as its economic base, the risks that climate change can potentially have on this agricultural production area is of great concern.

The main expected features of climate change are the long term rise in temperature, variability in precipitation, changes in precipitation patterns, changes in the growing season etc. Therefore, the aforementioned variables will definitely impact on the availability of water, for both rain fed and irrigated agricultural production. Water availability is the most important limiting factor for crop production in the Laingsburg area. Furthermore, animal production is also adversely affected in the light of dryer periods throughout the year. Given the extent of production in this area it could have implications in terms of food security

8.1.4. Building Materials and Mining

The Map shows the distribution of mining applications within the Municipality. Applications have been issued to mine uranium on 50159ha and mining applications are in process on 7644ha. South Africa has the 4th largest uranium reserves in the world but is only ranked 12th in terms of production suggesting there could be considerable upside potential in mining this commodity if there is sufficient demand. (OECD NEA & IAEA, Uranium 2007: Resources, Production and Demand ("Red Book") World Nuclear Association).



8.1.5. Employment

It is estimated that Laingsburg' total employment in 2024 amount to 2 942. Most formally employers consist of 36.7% of semi-skilled, 43% low-skilled workers and 20.3% skilled workers and informal 20%.

8.1.6. Unemployment

The Laingsburg unemployment rate of 23.3% as per Socio Economic profile for the 2023/24 book year

8.1.7. Property market patterns and growth pressures

The following average property / sale value are currently being experienced in the rural areas.

- Dryland grazing land: 1 000/ha
- Dryland agricultural land: 80 000/ha
- Irrigated agricultural land: 140 000/ha

8.1.9 Tourism

The tourism industry plays a key role in the South African economy, both from its contribution to GDP and from its contribution to employment; tourism is dependent on both domestic and foreign visitors both in the sense of domestic to the Laingsburg and Western Cape and also in the sense of national as well as international visitors Laingsburg has a number of heritage sites and as a Municipality has numerous opportunities for the enhancement of its heritage and tourism opportunities. The N1 Freeway as it passes through Laingsburg presents with itself automatic patrons to tourism opportunities. These opportunities are generally limited to activities that are directly exposed to the N1 Freeway. This also includes activities located deeper in the municipality. The SDF amendment data 2017 noted that approximately 14 000 vehicles pass through Laingsburg every day. This traffic in itself provides a great opportunity for tourism and the economy of Laingsburg.

Laingsburg also has a strong national and international iconic status in South Africa in that it was the place of the largest natural disaster, namely the great flood that happened in 1981. This presents tourism opportunities. However, the tourism opportunities and activities need to be diversified. In this regard the traffic safety measures in Laingsburg town, such as the line of New Jersey barriers along the intersection with the N1 Freeway and Humphrey Street require amelioration.

Matjiesfontein village is known for its Victorian architecture and has approximately about 10 000 visitors per year. However, these visitors to Matjiesfontein are essentially one day visitors with possible overnight stay opportunities. The aim should be to lengthen their stay, not only in Matjiesfontein, but also in the Municipality.

There is a need to enhance tourism industry by developing aspects such as skills development in the hospitality industry. Other aspects such as marketing and creating widespread awareness of the area and its opportunities are also required.

The Floriskraal Dam has been identified as an opportunity for development for the tourist economy in the area. Further investigation is required around whether there is a SUP for the area around the dam. This is to ensure the maximum economic, social and tourism benefit is obtained from the dam whilst preserving the integrity of the ecological functions of the dam. This should also be done for the Gamkaspoot dam from which Laingsburg Municipality as well as Prince Albert Municipality can benefit. The municipality could also potentially have a number of agri-tourist opportunities. These are as follows.

The historic urban character, reflecting a typical Karoo character, has developed over the years and has been retained in certain areas. This provides another opportunity for tourist attraction. It is therefore necessary that appropriate architecture is encouraged in the building and extension work and that any new developments in do not detract from the town's urban landscape.

8.1.10 Regional Economic Development

Laingsburg as part of three towns plays a particular role in the regional economy, although with little change over time in the nature and extent their economies. However, the introduction of renewable energy generation and the Square Kilometer Array project in the greater Karoo region, as well as possible exploration for shale gas, will add value to the GDP within certain economic sectors and, by implication, change the composition and character of the towns. (CKDM, 2017: 9) CKDM (2017; 14) states that the two key structuring elements of the economy for the region are the national road and the railway line that bisects the area in a northern and southern segment of equal proportion. These transport corridors are regarded as the conduit of activity to and from municipal areas.

9. Institutional and Service Delivery Analysis

The chapter aims to provide an analysis of Laingsburg Municipality, its financial position and status of service delivery.

9.1.1 Institutional Analysis

The following section focuses on the factors contributing to the sustainability of the municipality ranging from continuity of the prevailing political environment and the internal capacity of the municipality, particularly in relation to personnel and the systems used within the municipality.

9.1.2 Political Environment

The council performs both legislative and executive functions. They focus on legislative, oversight and participatory roles, and have delegated its executive function to the Executive Mayor and the full council. Their role is to debate issues publicly and to facilitate political debate and discussion. The council plays a very active role in the operations of the Municipality. Apart from their functions as decision makers, councilors are also actively involved in community work and the various social programs in the municipal area.

The Council of the Laingsburg Municipality comprises of 7 Councilors. The portfolio committees are made up of councilors drawn from all political parties. Below is a table that categorized the councilors within their specific political parties and wards:

Name of councilors	Capacity	Political Party	Ward representing or proportional
Cllr. Amanda Kleinbooi	Executive Mayor	PA	Proportional
Cllr. Samuel Laban	Deputy Mayor	KDF	Proportional
Cllr. Mike Gouws	Speaker/ Chairperson	ANC	4
Cllr. Johanna Botha	Councilor	ANC	Proportional
Cllr. Lindi Potgieter (Ms)	Councilor	DA	3
Cllr. Juliet Pieterse (Mrs)	Councilor	DA	1
Cllr Aletta Theron (Mrs)	Councilor	DA	2

Table 6.35: Composition of Council

9.1.3 The Executive Mayoral Committee

Due to the small size of the Laingsburg Municipality and its Council, there is no Mayoral Committee as it would not be practical to have such a committee.

The portfolio committees' primary responsibility is to exercise oversight over the executive arm of the municipality's governance structure. These committees monitor the delivery and outputs of the executive and may request Directorates to account for the outputs of their functions. Councilors' account for executive decisions and operations performed in general policy framework agreed to by Council and although the portfolio committees play an oversight role, they have limited decision-making powers. These committees are responsible for submitting their reports to Council.

Finance and Administration	
A. Kleinbooi	Chairperson
Technical Services	
S. Laban	Chairperson
Community Services	
M. Gouws	Chairperson

Table 6.36: Composition of Portfolio Committees

Community Services	
Community Development & Social Cohesion	Cllr Johanna Botha
Economic Empowerment & Employment Creation	Cllr Johanna Botha
Human Settlements and Municipal Planning	Cllr Johanna Botha
Public Transport and Roads	Cllr Mike Gouws
Water, Sanitation and Waste Management	Cllr Samuel Laban
Capacity Building and Institutional Resilience	Cllr Mike Gouws
Governance and Intergovernmental Relations	Cllr Mike Gouws
Municipal Finance and Fiscal Policy	Cllr Amanda Kleinbooi
Municipal Innovations and Information Technology	Cllr Samuel Laban
SALGA Women Commission	Cllr Johanna Botha

Table 6.37: The Management Structure

The administrative arm of the Municipality is headed by the municipal manager. The municipal manager as head of the administration is responsible and accountable for tasks and functions as provided for in Section 55 of the MSA, other functions/tasks as provided for in legislation as well as functions delegated to her by the Executive Mayor and Council. He is supported by a team of managers.

The municipality consists of five departments namely Development Services; Finance and; Corporate Services; Infrastructure Services and Community Services.

Capacity of Staff is limited and key staff has more than one portfolio to execute and at the same time also take responsibility for it.

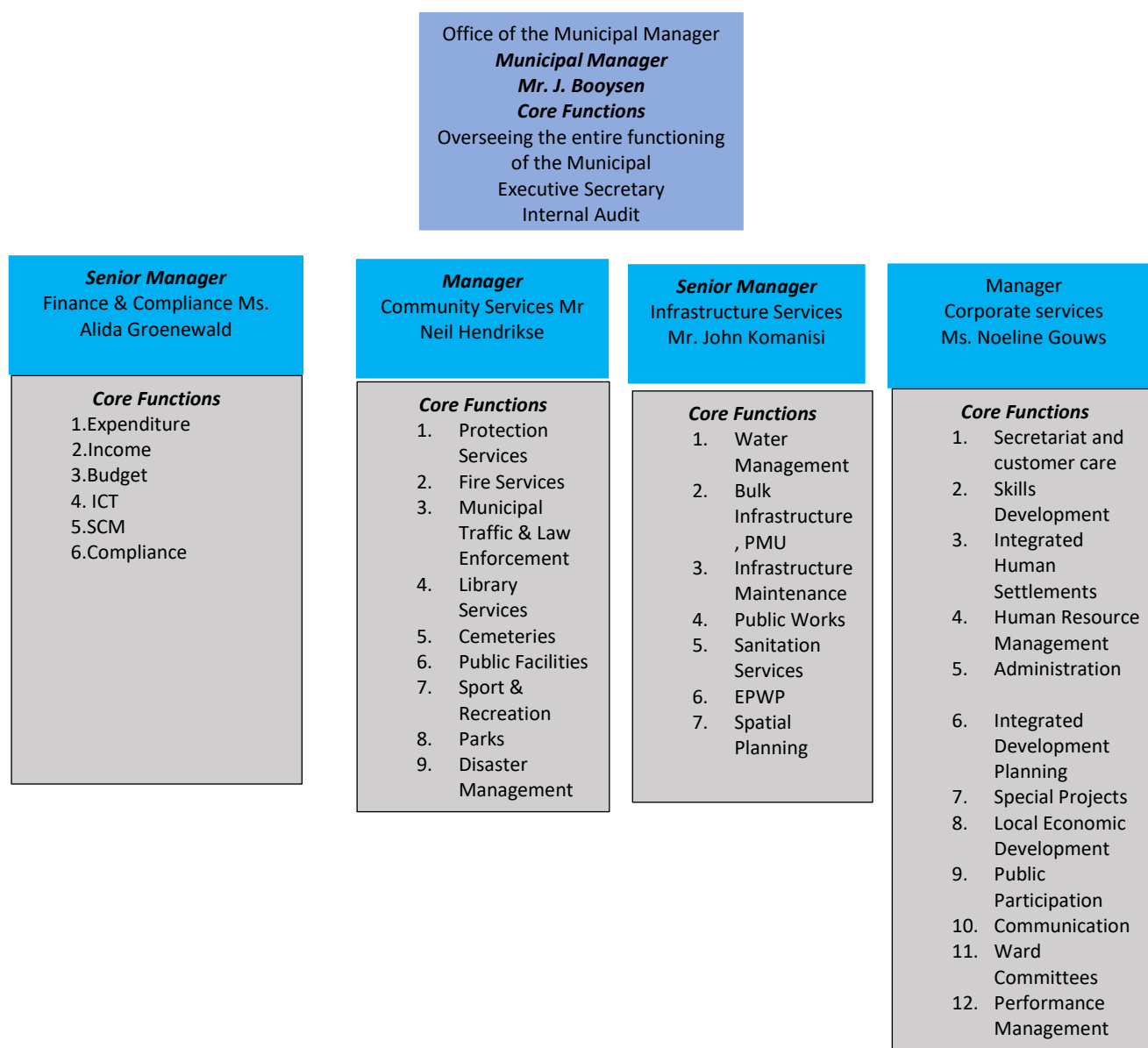


Figure 6.3: Municipal Departments & Functions

9.1.4 Macro Administrative Structure

The municipality is sufficiently staffed for the implementation of its integrated development plan. Management is comprised of skilled and suitably qualified people to manage and monitor implementation of the municipality's plans and programs for the current five-year period.

The overall organizational structure of the municipality which is under the review process is constructed so that all functions can be performed properly. With the review process, a Supply Chain Manager will be appointed and asset management will form part of his/her duties. The Management team is supported by the following staff structure:

Occupational Levels	Male				Female				Foreign National		Total
	A	C	I	W	A	C	I	W	Male	Female	
Top management	0	1	0	0	0	0	0	0	0	0	1
Senior management	1	1	0	0	0	0	0	1	0	0	3
Professionally qualified and experienced specialists and mid-management	1	1	0	1	0	1	0	0	0	0	4
Skilled technical and academically qualified workers, junior management, supervisors,	0	14	0	0	1	19	0	0	0	1	35
Semi-skilled and discretionary decision making	0	7	0	0	0	0	0	0	0	0	7
Unskilled and defined decision making	0	11	0	0	0	5	0	0	0	0	16
Total Permanent	2	35	0	1	1	25	0	2	0	0	66
Temporary employees	1	3	0	0	1	7	0	0	0	0	12

Table 6.39: Staff complement

9.1.5 Municipal Administrative and Institutional Capacity

The municipality has the following policies, service delivery improvement plans and systems to support the workforce in delivering on the strategic objectives and to promote institutional viability and cohesion:

Name of policy, plan, system	Status	Responsible Directorate
Delegations of power	Approved	Finance & Corporate Services
Performance Management and Development System framework	Approved	Corporate Services
Employment equity plan	Approved	Corporate Services
Organisational structure	Approved	Corporate Services
Employee assistance programme policy	Approved	Corporate Services
HIV/AIDS policy	Approved	Corporate Services

HIV / AIDS / TB Plan	Approved	Corporate Services
Youth, gender and disability policy	Approved	Corporate Services
Overtime policy	Approved	Finance & Compliance
Youth development strategy	To be developed	Corporate Service
Acting policy	Approved	Finance & Compliance
Cellular telephone policy	Approved	Finance & Compliance
Leave policy	Approved	Corporate Services
Language policy	Approved	Corporate Services
Housing allowance/subsidy policy	Approved	Corporate Services
Work place skills plan	Approved	Corporate Services
Scarce skills policy	To be developed	Corporate Services

Name of policy, plan, system	Status	Responsible Directorate
Protective clothing policy	Approved	Infrastructure Services
Recruitment and selection policy	Approved	Corporate Services
Travelling and subsistence policy	Approved	Finance & Compliance
Training and development policy	Approved	Corporate Services
Internship and experiential policy	Approved	Corporate Services
Staff and external bursary policies	Approved	Corporate Services
Occupational health and safety plan	Approved	Corporate Services
Municipal Long-term financial planning policy	Approved	Finance & Compliance
Indigents policy	Approved	Finance & Compliance
Corporate Governance of ICT Charter Policy	Approved	Finance & Compliance
ICT Service Level Agreement Management Policy	Approved	Finance & Compliance
Change Management Policy	Approved	Finance & Compliance
Municipal Corporate Governance of ICT Governance Policy	Approved	Finance & Compliance
ICT Access Management Policy	Approved	Finance & Compliance
ICT Security Policy	Approved	Finance & Compliance
ICT Backup and Recovery Policy	Approved	Finance & Compliance
Policy on the provision and use of computer equipment by Council members	Approved	Finance & Compliance
Customer care, Credit control and debt collection policy	Approved	Finance & Compliance
Customer care, Credit control and debt collection by-law	Approved	Finance & Compliance
Cost Containment measures Policy	Approved	Finance & Compliance
Bad Debt write off Policy	Approved	Finance & Compliance
Asset management policy	Approved	Finance & Compliance
Municipal Property rates policy	Approved	Finance & Compliance
Property rates by-law	Approved	Finance & Compliance
Tariff policy	Approved	Finance & Compliance
Tariff by-law	Approved	Finance & Compliance

Cash management and investment policy	Approved	Finance & Compliance
Borrowing, Funding reserve policy	Approved	Finance & Compliance
UIF & W Strategy policy	Approved	Finance & Compliance
Budget Implementation and Management policy	Approved	Finance & Compliance
Virement Policy	Approved	Finance & Compliance
Early childhood development strategy	To be developed	Corporate Services
Sport development plan	To be developed	Community Services
Libraries: Rural outreach strategy	Approved	Community Services
Vehicle impound policy	Approved	Infrastructure Services
Tree policy	Approved	Infrastructure Services
Preferential Procurement policy	Approved	Financial & Compliance
Supply Chain Management Policy	Approved	Financial & Compliance
Infrastructure procurement Policy	Approved	Financial & Compliance
Disaster management & contingency plans	Approved	Community Services
Risk management policy and strategy	Approved	Internal Auditor
Audit committee charter	Approved	Internal Auditor
Spatial development framework	In review	Infrastructure
Integrated infrastructure maintenance plan	Approved	Infrastructure Services
Integrated infrastructure investment plan	Approved	Infrastructure Services
Integrated Transport Plan	To be reviewed	Community Services
Water services development plan	To be reviewed	Infrastructure Services
Water Supply by-law	Approved	Financial & Compliance
Water distribution losses policy	Approved	Financial & Compliance
Electricity distribution losses policy	Approved	Financial & Compliance
Electricity Supply by-law	Approved	Financial & Compliance
Integrated waste management plan	In review	Infrastructure Services
Water Masterplan	Approved	Infrastructure Services
Water demand management policy	Approved	Infrastructure Services
Storm water master plan	Approved	Infrastructure Services
Integrated Waste Management bylaw	Approved	Infrastructure Services
Community Safety Policy	Approved	Community Services

Table 6.40: Schedule of policies and systems

It is Council's intention to develop a schedule of all policies and by-laws that will indicate an annual rotation plan for reviewing all policies and by-laws. This process will assist the municipality to be developmental and innovative in doing business. The systems are continuously updated to ensure that it supports the administration. The municipality is currently in process to review the IT platform and the integration of IT systems.

9.2 Financial Analysis

9.2.1 Revenue and Expenditure Pattern

This section is based on the financial records provided by the Municipality for the period of 2022/2023 and 2023/2024 are analyzed.

	2022/2023	2023/2024
Revenue	115 181	67 855
Expenditure	137 912	63 164

Table 6.41: Income and expenditure patterns

The municipality is more reliant on grants to finance expenditure than other municipalities with the same nature, due to our limited revenue raising capacity.

Grants	2022/2023	2023/2024
	53 711	65 374

Table 6.42: Grants

The reliance on grants and subsidies is concerning and will need to be addressed in a long term financial plan.

9.2.2 Outstanding Debtors per service

Outstanding consumer debt has increased for the period across all sectors.

Outstanding debtors	2022/2023	2023/2024
Rates	294 000	307 000
Elec & Water	2 778 000	3 905 000
San & Refuse	(57 000)	540 000
Housing	1 405 000	1 348 000
Other	111 000	114 000

Table 6.43: Final Annual Report 2023/2024

Liquidity Ratio

The ratio indicates that the municipality is not favorable position to meet its short-term liabilities. The ratio is currently below the national norm of 1.5:1.

Description	Basis of Calculations	2022/23	2023/24
Current Ratio	Current Assets/Current Liabilities	0.80	1.40
Current Ratio adjusted for aged debtors	Current assets less debtors > 90 days/Current Liabilities	0.69	0.72
Liquidity Ratio	Cash and equivalents/Trade creditors and short terms borrowing	0.12	0.68

Table 6.44: Liquidity (Final AR LLM, 2023/2024)

9.3 Infrastructure Analysis

9.3.1 Transportation

Laingsburg Municipality is bisected by the N1 Freeway and the main railway line aligned from east to west. These routes connect the Municipality to Worcester, Cape Town and Beaufort West. These routes are the main lifeline of the Municipality.

The two main settlements in the Municipality are Laingsburg town, which is the main settlement connected via the N1 Freeway, and Matjiesfontein situated approximately 700m from the N1 Freeway.

The N1 Freeway represents both a major opportunity and source of conflict. It has to accommodate large volumes of noisy passing traffic particularly heavy trucks through the middle of the town. The approach from the east is down a hill generally requiring the use of noisy exhaust brakes on large trucks. Some efforts have been made to calm traffic and improve safety but a lot more needs to be done.

The railway line connects Matjiesfontein and Laingsburg to places further away such as Cape Town and Johannesburg. The railway line is used for both sleeper passenger and goods services including the prestigious Blue Train. The Shosholozha Meyl sleeper passenger train between Cape Town and Gauteng stops at Matjiesfontein. The latter has no other public transport.

There are important gravel roads in the Municipality including the R354 north from Matjiesfontein to Sutherland and the R323 southwards to the R62. There have been requests to tar this road which is supported by the Integrated Transport Plan except for the section through the Seweweekspoort. The ITP suggests this should remain gravel for tourism and scenic purposes.

However, the District Municipality motivates that this road is the preferred road favorable geometrics.

9.3.1.1 Non-Motorized Transport

Laingsburg town residents generally travel on foot. Pedestrians have to walk long distances up to 2km from the newly developed Bergsig to the west. Goldnerville is better located. A pedestrian and cycle pathway has been constructed from Bergsig into town and also links the school and the hospital.

9.3.1.2 Air

There is one landing strip in the Municipality located close to Laingsburg town situated next to the Bergsig residential area.

9.3.1.3 Public Transport

There is no public transport system in the area to assist the residents of Laingsburg and Matjiesfontein. A scholar service is operating between Matjiesfontein and Touwsriver. Laingsburg is a major stop for long distance buses and approximately 118 buses make scheduled stops in the town each week.

The following issues / proposals were identified by during the drafting of the IDP:

- The appointment of tenders of Maintenance Contractors of the N1 national road
- Empower local contractors in the appointment of tenders and not only local labour through the EPWP program.
- Matjiesfontein and Laingsburg were previously linked via a scenic district council road following the rail line. Gates along this route have been locked in a number of places but have

the potential to a scenic route alternative to the N1 Freeway between Matjiesfontein and Laingsburg.

- To the south along the foot of the Swartberg, another scenic district council road used to link Seweweekspoort and Prince Albert until it was cut off by the Gamkaspoort dam. Continuing this route, possibly via a pond across the dam (already proposed) could help considerably with the tourism strategy whose main principle is to try and encourage visitors to spend as much time in an area as possible.
- Laingsburg town's existing refreshment station status can be built upon and strengthened.
- Its proximity to national road (N1) and rail routes (Cape Town / Gauteng) means it potentially enjoys far better links to the SA national capitals than many other Karoo towns.
- The school bus service should provide other off-peak commuter transport services.
- A key goal for tourism strategies is to prolong the number of nights' visitors stay in an area. This requires a wide range of attractions linked by a network of scenic routes. Laingsburg Municipality has a number of existing roads that could be upgraded into scenic routes suitable for sedan cars, 4x4s, and OMTBs including:
 - Moordenaars Karoo
 - Old road between Matjiesfontein and Laingsburg
 - Possible river bank route to Floriskraal dam
 - Laingsburg to Prince Albert through the Klein Swartberg via a future pond over the Gamkaspoort dam.
 - Road to Zoar linking Laingsburg to the R62 Tourism Route
 - Road to Ladismith linking Laingsburg to the R62 Tourism Route

9.3.1.4 Transport Improvement Proposals

The Municipality has maintenance responsibility of approximately 23,22km and 1,65km of streets that are in Laingsburg and Matjiesfontein, respectively. The same study also shows that there are about 272 parking bays in good tarred condition in Laingsburg town. R354 north from Matjiesfontein to Sutherland and the R323 southwards are important from an economic stimulation perspective and need to be tarred. The District Municipality noted that it is not viable to upgrade these two roads.

9.3.2 Solid Waste Management

Household refuse in the Laingsburg Municipality is collected on a weekly basis. Domestic refuse includes refuse from gardens and builder's rubble. Commercial refuse removal is collected on a bi-weekly basis. The refuse from Matjiesfontein is disposed of at a landfill site west of Laingsburg town. The waste generated in Laingsburg is 1.2kg per person per day resulting in 5.4 tons per day. The waste for Matjiesfontein is 0.5kg per person per day resulting in 0.15 tons per day. Therefore, the waste generation in the Municipality is approximately 20.4 tons per week during the peak and 16.9 tons during off-peak periods.

This site is approximately 5 hectares and does not have any groundwater monitoring. It receives garden refuse, building rubble and domestic waste and put it into trenches at the landfill site. At 2005, the site had approximately 10 years left. The landfill site must to be upgraded urgently to increase the airspace capacity. Medical waste is transported to Beaufort West by means of a private company. No medical waste was seen in the landfill site in 2005 and it is assumed that it is well managed. The closest hazardous waste site is in Vissershok outside Cape Town. This makes it very problematic for Municipality to transport all of its hazardous waste to that facility.

The table below specifies the different refuse removal service delivery levels per households for the financial years 2021/22, 2022/23 and 2023/24 in the areas in which the municipality is responsible for the delivery of the service:

Description	2021/22	2022/23	2023/24
	Actual	Actual	Actual
Household			
<u>Refuse Removal: (Minimum level)</u>			
Removed at least once a week	1 751	1203	1203
Minimum Service Level and Above sub-total	1 751	1 203	1203
Minimum Service Level and Above percentage	100%	100%	100%
<u>Refuse Removal: (Below minimum level)</u>			
Removed less frequently than once a week	-	-	-
Using communal refuse dump	-	-	-
Using own refuse dump	-	-	-
Other rubbish disposal	769	-	-
No rubbish disposal	-	-	-
Below Minimum Service Level sub-total	-	-	-
Below Minimum Service Level percentage	30.24%	100	100
Total number of households	2543	1203	1 203

Table 6.45: Refuse removal service delivery levels (Source: LLM Final 2023/24 Draft Annual Report)

Laingsburg receive its sources of water from the three existing rivers, Southkloof Spring, reservoirs and a number of boreholes. These are: Wilgehout River, Bobbejaan River, Buffels River, New Town Reservoir and Goldnerville Reservoir, Southkloof fountains, Southkloof boreholes.

Map 6.10: Water Supply Infrastructures

Water from Soutkloof is supplied to New Town Reservoir where it is distributed to households. Buffels River is used as a supplementary source of water. Most of the water used is from the underground water system. The size of the available water reserve in the aquifer needs to be determined. Matjiesfontein is serviced from two boreholes from the Lord Milner Hotel. Two new boreholes were drilled and commissioned. In with the drought however the yield of the boreholes is not sustainable and in order to secure more water, groundwater exploration in the municipal area must be implemented as soon as possible.



Climate Change and more regular droughts highlight possible decrease in groundwater levels and water scarcity in future. Waste water are currently being recycled to a point where it can be used for Lucerne and the Matjiesfontein Sport field irrigation. The municipality must investigate the possibility of extending it to Laingsburg Sport Facilities and the golf course and even for human consumption in the future.

The table below specifies the different water service delivery levels per households for the financial years 2021/22, 2022/23 and 2023/24 in the areas in which the municipality is responsible for the delivery of the service. The municipality does not provide services in rural (farming) areas:

Description	2021/22	2022/23	2023/24
	Actual	Actual	Actual
Household			
<u>Water:</u> (above minimum level)			
Piped water inside dwelling	2543	2543	2543
Piped water inside yard (but not in dwelling farms)	0	0	0
Using public tap (within 200m from dwelling)	-	-	-
Other water supply (within 200m)	-	-	-
Minimum Service Level and Above sub-total	2543	2543	2543
Minimum Service Level and Above Percentage	100%	100%	100%
<u>Water:</u> (below minimum level)			
Using public tap (more than 200m from dwelling)	-	-	-
Other water supply (more than 200m from dwelling)	-	-	-
No water supply	-	-	-
Below Minimum Service Level sub-total	-	-	-
Below Minimum Service Level Percentage	-	-	-
Total number of households (formal and informal)	2543	2543	2543

Table 6.47: Water service delivery levels (Source: LLM Final Annual Report 2023/24)

The following issues were identified during the drafting of the IDP:

- recycle the waste water for industrial use and identification of viable water sources for the future
- purify the water for Matjiesfontein
- drill a new borehole to provide Matjiesfontein with water
- continuous reviewing of our Water Services development plan
- Laingsburg town needs to investigate additional sources of water if it intends to attract major developments to its region.

9.3.4 Waste Water Treatment (Sanitation)

There are two waste water treatment plants; one in Matjiesfontein and one in Laingsburg. Waste Water Treatment for Laingsburg is above and for Matjiesfontein is below the Basic RDP standards. Not true, Water Affairs approved and issued a license for package plant.

Map 6.11: The sewer plan

The table below specifies the different sanitation service delivery levels per households for the financial years 2021/22, 2022/23 and 2023/24 in the areas in which the municipality is responsible for the delivery of the service:

Description per households	2021/22	2022/23	2023/24
	Actual	Actual	Actual
Household			
<u>Sanitation/sewerage: (above minimum level)</u>			
Flush toilet (connected to sewerage)	1 751	1751	1 751
Flush toilet (with septic tank)	769	769	769
Chemical toilet	-	-	-
Description per households	2021/22	2022/23	2023/24
	Actual	Actual	Actual
Pit toilet (ventilated)	23	23	23
Other toilet provisions (above minimum service level)	-	-	-
Minimum Service Level and Above sub-total	2543	2543	2543
Minimum Service Level and Above Percentage	100%	100%	100%
<u>Sanitation/sewerage: (below minimum level)</u>			
Bucket toilet	-	-	-
Other toilet provisions (below minimum service level)	-	-	-
No toilet provisions	-	-	-
Below Minimum Service Level sub-total	-	-	-
Below Minimum Service Level Percentage	0	0	0
Total number of households	2543	2543	2543

9.3.5 Energy

Local Government plays a very important role in the provision of electricity. Section 153 of the Constitution places the responsibility on municipalities to ensure the provision of services to communities in a sustainable manner for economic and social support. There are three main east to west power lines cutting through the Municipality. The first and southern-most, generally in line with the N1 Freeway, is cutting across the N1 Freeway. The second one, north of the N1 Freeway is running parallel to the N1 Freeway, cutting across to Merweville which is outside of the study area. There is also a north-south running power line connecting these two sets of lines into Laingsburg and then south towards Rouxpos.

The table below indicates the different service delivery level standards for electricity in the areas in which the municipality is responsible for the delivery of the service:

Household			
<u>Electricity: (above minimum level)</u>			
Description	2021/22	2022/23	2023/24
	Actual	Actual	Actual
Electricity - prepaid (minimum service level)	228	228	228
Minimum Service Level and Above sub-total	472	472	472
Minimum Service Level and Above Percentage	100%	100%	100%
<u>Energy: (below minimum level)</u>			
Electricity (< minimum service level)	-	-	-
Electricity - prepaid (< min. service level)	-	-	-
Other energy sources	137	137	137
Below Minimum Service Level sub-total	-	-	-
Below Minimum Service Level Percentage	0%	0%	0%
Total number of households	837	837	837

Table 6.50: Electricity service delivery levels (Source: LLM Final Annual Report 2023/24)

The following issues were identified through public participation:

- Availability of Eskom Electricity for Göldnerville and Matjiesfontein Customers
- Development of an Eskom Maintenance program in partnership with Municipality
- Solar energy is the appropriate alternative, which could be used locally.
- Wind energy can also work within certain areas within Laingsburg
- Bio-Gas is the best alternative energy and can work within the Karoo and it doesn't need water to grow.

9.3.6 Telecommunication

The telecommunication plan for the Municipality reflects the existing pattern of infrastructure shows that the central east-west band of the Municipality has generally good access for both MTN and Vodacom networks. The Vodacom network increases its scope in the southern areas down to the Anysberg Nature Reserve whereas the MTN increases its coverage northward between Koringplaas, Vleiland and Merweville.

Both networks do not cover the Koringplaas (Moordenaars Karoo). This is particularly concerning as people in those areas would not have access to cellular phone networks. The National fiber-optic broadband cable has been laid up the N1. This has the advantage of being able to bring very high levels of interconnectivity to settlements along the N1 like Matjiesfontein and Laingsburg.

9.3.7 Stormwater

With the memories of the 1981 flood still fresh in people's minds stormwater management is an important concern in Laingsburg. The current stormwater system for Laingsburg is not sufficient to control the runoff from major storms, and therefore, it requires upgrading and maintenance on a regular basis.

Matjiesfontein has no stormwater management system and has problems with stormwater overflow during the rainfall season. The IDP must make provision for a stormwater overflow system in Matjiesfontein.

A comprehensive Laingsburg Stormwater Master Plan was completed in 2010 which included estimates for the 1:2 year, 1:5 year, 1:50 and 1:100-year stormwater events. The latter seems to be similar to the 1:150-year flood and it is noted that particular significance under this 1:100-year flood conditions is the potential for flooding along the main drainage canal through Goldnerville and Oudorp. An accurate flood line determination is required in this regard.

With regard to the 1:50 year storm a number of potential flooding areas have been identified, namely, Acacia Park behind and adjacent to Acacia School, Fabriek Street, Voortrekker Street and Shell Garage.

The Master Plan identifies a number of projects which requires detailed surveys and assessments to address the abovementioned potential flooding areas as well as the determination of the 1:100-year flood line.

9.3.8 Housing

Currently the administration identified two housing pipeline projects (1 Laingsburg and 1 Matjiesfontein) which was approved by Council and the administration applied for funding.

The Western Cape Department of Human Settlements (WCDoHS) developed and approved a set of guidelines to assist municipalities to adopt a holistic approach in developing Human Settlements Plans (HSPs). The focus has shifted towards creating human settlements that are economically, environmental and financially sustainable for the municipality and affordable for residents.

Laingsburg Municipality has a current Human Settlements Plan (HSP). There are however, certain important issues not covered in the plan, for example inadequate provision for farmworkers, Gap Housing and acquisition of land. The Municipality recognises that human settlement plans have a key role to play in the effort to address poverty, improve employment, improve socio-economic conditions and create sustainable communities. This reviewing Laingsburg outdated HSP the municipality intends to improve existing and creating new settlement conditions that promote both socio and economic conditions.

Housing development in Laingsburg is important for the following reasons;

- Lack of housing have an impact on hiring prospects, a bigger investment in development could attract more skill workers to the municipality.
- Improving quality of life and investment.
- Builds the Economy. Housing development can help in many ways. There is not only the immediate effects such as building material revenue that are pumped into town, but also lasting effects such as additional property tax.
- This plan will give planning and implementation guidance to various stakeholders that have a role to play in Laingsburg Municipality's goal of achieving integrated, sustainable and resilient human settlements.

Backyard dwellings have become a dominant, fast growing type of informal rental in Laingsburg. In Laingsburg different forms of rental housing emerged in response to the needs and circumstance of the people.

The rising demand for backyard dwelling is based on a number of factors;

- Household overcrowding (young families and adults seeking accommodation)
- Housing shortage
- The rising demand for housing has encouraged enterprising homeowners to subdivide their properties to generate some income.
- However, poor property owners out of sheer necessity subdivide their properties to generate income for basic household needs. The renting is part of their hand to mouth survival strategy
- Most tenants built their own shelter, so they are really renting only the space.

The table below is an extract from the Housing Department Database (WCHDDDB March 2025)

TOWN	HOUSING DEMAND	HOUSING DEMAND %
LAINGSBURG	1462	93,9
MATJIESFONTEIN	92	5,9
OTHER/RURAL	3	0,2
TOTAL	1557	100,00

The table above shows that the biggest backlog for housing is in Laingsburg.

Housing Challenges:

- Municipal Reliance on Grants
- Limited revenue raising capacity
- Outstanding Rate and services
- Municipal Rentals are occupied rent free
- Demand for skill workers (a large portion of economically active population are unskilled – best employment prospects are in agriculture and service industries eg. Tourism)

9.3.9 Cemeteries

Laingsburg town has four cemeteries and Matjiesfontein has one. These cemeteries are deemed as adequate to meet the needs of the Municipality. The Laingsburg and Matjiesfontein cemeteries both needs upgrades as the municipality is heading for a shortfall on land.

Laingsburg town cemeteries are distinctively landscaped with the main roadways lined with Cyprus trees. A need was identified that the old cemeteries in Göldnerville, Bo Dorp and Nuwe Dorp must be renovated because it is dilapidated and that some areas has not been restored after the devastating flood in 1981. A similar, strong approach to landscaping should be extended to the CBD and other parts of town. Matjiesfontein Graveyard needs to be registered and renovated.

9.3.10 Sport Facilities

Sports facilities are located in Matjiesfontein, Laingsburg and Vleiland. These facilities need to be maintained, upgraded and a need for further expansion is needed for more sport codes for example:

- Netball in Vleiland
- Cricket Pitches for Vleiland, Laingsburg and Matjiesfontein
- More netball courts for Laingsburg
- Squash Wall for Laingsburg
- Public Swimming Pools in Laingsburg and Matjiesfontein

Assistance for the maintenance of school facilities was also identified during public participation. Playgrounds within OuDorp and Acacia Park within the Laingsburg area was also raised because there is no playground for children in this area.

10. Strategy

Strategic Planning is central to the long-term sustainable management of a municipality. The municipality, therefore, has to compile a 5-year IDP as part of an integrated system of planning and delivery, which serves as a framework for all development activities within the municipal area and which accordingly informs the annual budget of the municipality; the budgets and investment programs of all sector departments (national and provincial) which implement projects or provide services within the municipality; the business plans of the municipality; land-use management decisions; economic promotion measures; the municipality's organizational set-up and management systems; and the monitoring and performance management system.

Consequently, the municipality *is the major arena of development planning*. It is at this level of government where people's needs and priorities and local conditions have to be linked, with national guidelines and sectoral considerations, to specific projects and programs. The Laingsburg Municipality therefore developed a 5-year strategic plan.

Vision

*'A destination of choice where people come first
'n Bestemming van keuse waar mense eerste kom"*

Mission

To function as a community-focused and sustainable municipality by:

- *Rendering effective basic services*
- *Promoting local economic development*
- *Consulting communities in the processes of Council*
- *Creating a safe social environment where people can thrive*

Laingsburg Values

Our leadership and employees will ascribe to and promote the following six values:

Transparency	Accessibility
Accountability	Responsiveness
Excellence	Integrity

10.1. SWOT Analysis

The strategic session was held with Council and senior management where the major challenges the municipality was facing were identified. There was strong agreement amongst all that poverty and its attendant conditions pose the greatest external threat to the municipality and the shortage of staff and its effects on the ability of the municipality to fulfil its constitutional mandate pose the greatest internal threat. The municipality conducted this analysis to identify the municipal competitive advantages which can be used to change the local landscape and use the municipal strengths and opportunities to minimize the impacts and effects of the municipal weaknesses and threats.

STRENGTH

- Functional Municipality
- Experienced Leadership
- Karoo Ecology
- N1 Logistics
- Relative political and administrative stability
- Adequate oversight role by Council over executive and administration
- Effective decision-making processes
- Long term Financial feasibility

WEAKNESSES

- Adverse Audit Opinions
- Grant dependency
- Lack of Human resources policies
- No functional Internal Audit
- Inter-departmental cooperation
- Silo's Culture (defaulting strategic cohesion)
- Working Relationships
- Unfunded vacancies
- Unfunded budget
- Deteriorating and ageing infrastructure
- Inadequate human resource capacity, competencies and skills

OPPORTUNITY

- Green Energy
- Becoming Sport hub of Western Cape
- N1 Corridor
- Excessive water savings
- Opportunities for increased revenue
- Windfarm Developments
- Investor Confidence

THREATS

- Excessive use of consultancy
- Limited revenue base
- Inadequate implementation of internal controls
- COVID 19 related risks
- Unfunded budget
- Grant dependency
- Timely replacement of aged infrastructure
- Drought
- Non-commitment to expenditure controls

This analysis illustrate that the municipality has the ability to bring about change and develop the municipality and bring about change. Considering at this, the municipal vision is achievable. The municipality however must build on the strengths and utilize the opportunities and plan effectively on how and when what will be implemented.

The municipality can also through effective planning manage the threats in a manner that the identified threats can be reduced and turned around by means of a turn-around strategy.

10.2. Strategic focus areas and priorities

The following objectives, priorities, strategies and outcomes have been developed to address the challenges identified during the IDP development process. The strategic objectives agreed are linked to service areas and departmental objectives. The information will be used in the IDP implementation plan (iMAP) to finalize the predetermined objectives (PDO) and align it with the municipal budget and performance system.

Strategic Objective 1	Developing a safe, clean, healthy and sustainable environment for Communities	
Outcome	Pleasant living environment Safe roads in the municipal area Available Sport facilities Conserved Environment Clean and Health aware Town	
Key Performance Indicators	Implement IDP approved greening and cleaning initiatives Host public safety community awareness days as per the programed approved in the IDP Participate in the provincial traffic departments public safe initiatives as approved in the IDP	
Municipal Functions	Strategic Services Technical Services Administration	
Alignment with National and Provincial Strategies		
Sphere	Ref	Description
National KPA	NKPA	Basic Service Delivery
National Outcome	NO	All people in South Africa protected and feel safe
National Development Plan (2030)	NDP	Building safer communities
Provincial Strategic Plan (2030)	PSG 2 PSG 3	Educated, healthy and caring society Safety
Provincial Strategic Objective	PSO	Sustain ecological and agricultural resource-based Improve Climate Change Response
District Strategic Objective	CKDM IDP	SG 1: Promote Safe, Healthy and Socially stable communities through the provision of a sustainable environmental health service SG 4: Prevent and minimize the impact of possible disasters and improve public safety in the region

Table 7.1: Municipal PDO 1

Strategic Objective 2	Promote local economic development	
Outcome	Enhanced job creation	
Key Performance Indicators	Assist businesses with business and CIDB registration Host Events as identified in the IDP in support of LED within the Municipal Area Create job opportunities through EPWP and infrastructure projects	
Municipal Functions	Strategic Services Community Services Infrastructure Services	
Alignment with National and Provincial Strategies		
Sphere	Ref	Description
National KPA	NKPA	Local Economic Development
National Outcome	NO	Decent employment through inclusive economic growth
National Development Plan (2030)	NDP	An economy that will creates more jobs Inclusive rural economy
Provincial Strategic Plan (2030)	SG1	Growth 4 Jobs
Provincial Strategic Objective	SGO	Growth 4 Jobs
District Strategic Objective	CKDM IDP	G7: Promote regional economic development, tourism and growth opportunities

Table 7.2: Municipal PDO 2

Strategic Objective 3	Improve the living environment of all people in Laingsburg	
Outcome	Improved Morals and values of the community, increased Skills levels, illiteracy reduced Decrease, n Crime Healthier Communities, Reduction in Teenage Pregnancies Reduction in new HIV/Aids infections Reduction in Social grant Dependencies Increased Housing Opportunities Enhance access to Free Basic Services	
Key Performance Indicators	Assist businesses with business and CIDB registration Host Events as identified in the IDP in support of LED within the Municipal Area Create job opportunities through EPWP and infrastructure projects Provide financial assistance to council approved tertiary students. Provide public safety awareness days as per the programed approved in the IDP Participate in the provincial traffic departments Public Safety initiatives as approved in the IDP 80% of approved capital budget spent. Provide free basic services to indigent households (Water, electricity, sanitation and refuse Removal)	
Municipal Functions	Strategic Services, Financial Services Technical Services & Public Safety	
Alignment with National and Provincial Strategies		
Sphere	Ref	Description
National KPA	NKPA	Basic Service Delivery
National Outcome	NO	Increasing social cohesion
National Development Plan (2030)	NDP	Social Protection

Provincial Strategic Plan (2030)		PSG2 PSG3 PSG4	Educated, healthy and caring society Safety Innovation, culture and governance
Provincial Strategic Objective		PSO’s	Improve the Levels of language and math’s Increase the number and quality of passes in the NSC Increase the quality of education provision in poorer communities Provide more social and economic opportunities for our youth Improve family support to children and youth and facilitate development Healthy Communities, Families, youth and children Create better living conditions for households especially low income and poor households Sustainable and integrated Ural and rural settlements
District Strategic Objective		CKDM IDP	SG 1: Promote Safe, Healthy and Socially stable communities through the provision of a sustainable environmental health service SG 2: Build a well capacitated workforce, skilled youth and communities SG 4: Prevent and minimize the impact of possible disasters and improve public safety in the region G6: Facilitate Good Governance principles and effective stakeholder participation
Table 7.3: Municipal PDO 3Strategic Objective 4		Provision of Infrastructure to deliver improved services to all residents and business	
Outcome		Maintained municipal roads Improved waste management Improved provision for storm water Enhanced service delivery Improved electricity service Improved sanitation service Improved water provision Improved Integrated Transport	
Key Performance Indicators		80% of approved capital budget spend Number of formal residential properties connected to the municipal services (Water, electricity, sanitation and refuse removal	
Municipal Functions		Infrastructure Services Finance and Corporate Services	
Alignment with National and Provincial Strategies			
Sphere		Ref	Description
National KPA		NKPA	Basic Service Delivery
National Outcome		NO	An effective, competitive and responsive economic infrastructure network
National Development Plan (2030)		NDP	Improved infrastructure Economic Infrastructure
Provincial Strategic Plan (2030)		PSG4	Innovation, culture and governance
Provincial Strategic Objective		PSO’s	Integrating service delivery for maximum impact Increasing access to safe and efficient transport
District Strategic Objective		CKDM IDP	SG 3: Improve and maintain district roads and promote safe road transport SG 4: Prevent and minimize the impact of possible disasters and improve public safety in the region

Table 7.4: Municipal PDO 4

Strategic Objective 5	To create an institution with skilled employees to provide a professional services to its clientele guided by municipal values	
Outcome	Less than 10 % vacancies at any time Sound HR practices Skilled workforce Reaching of employment equity targets	
Key Performance Indicators	Limit vacancy rate to less than 10% of budgeted posts 1% of the operating budget spent on training Develop a Risk Based Audit Plan and submit it to the audit committee for consideration Employ people from the employment equity target groups in the three highest levels of management in compliance with the municipal approved employment equity plan Achieve a unqualified audit opinion	
Municipal Functions	Finance and Corporate Services	
Alignment with National and Provincial Strategies		
Sphere	Ref	Description
National KPA	NKPA	Municipal Transformation and Institutional Development
National Outcome	NO	A skilled and capable workforce to support inclusive growth
National Development Plan (2030)	NDP	Improving the quality of education, training and innovation Reforming the public service
Provincial Strategic Plan (2030)	PSG3 PSG4	Safety Innovation, culture and governance
Provincial Strategic Objective	PSO	Healthy Workforce Enhance Governance Inclusive Society Integrated Management
District Strategic Objective	CKDM IDP	SG 2: Build a well capacitated workforce, skilled youth and communities SG 5: Deliver a sound and effective administrative and financial to achieve sustainability and viability in the region.
Strategic Objective 6	To achieve financial viability in order to render affordable services to residents	
Outcome	Financial Viability Clean Audit Report	
Key Performance Indicators	Financial viability measured in terms of the municipality’s ability to meet its service debt obligations Financial viability measured in terms of the outstanding service debtors Financial viability measured in terms of the available cash to cover fixed operating expenditure Achieve a debtor’s payment % of 60%	
Municipal Functions	Finance	
Alignment with National and Provincial & District Strategies		
Sphere	Ref	Description
National KPA	NKPA	Municipal Financial Viability and Management
National Outcome	NO	A responsive and, accountable, effective and efficient local government system
National Development Plan (2030)	NDP	Transforming Human Settlements
Provincial Strategic Plan (2030)	PSG4	Innovation, culture and governance
Provincial Strategic Objective	PSO	Integrated Management Enhanced Governance
District Strategic Objective	CKDM IDP	SG 5: Deliver a sound and effective administrative and financial to achieve sustainability and viability in the region.

Table 6.6: Municipal PDO 6

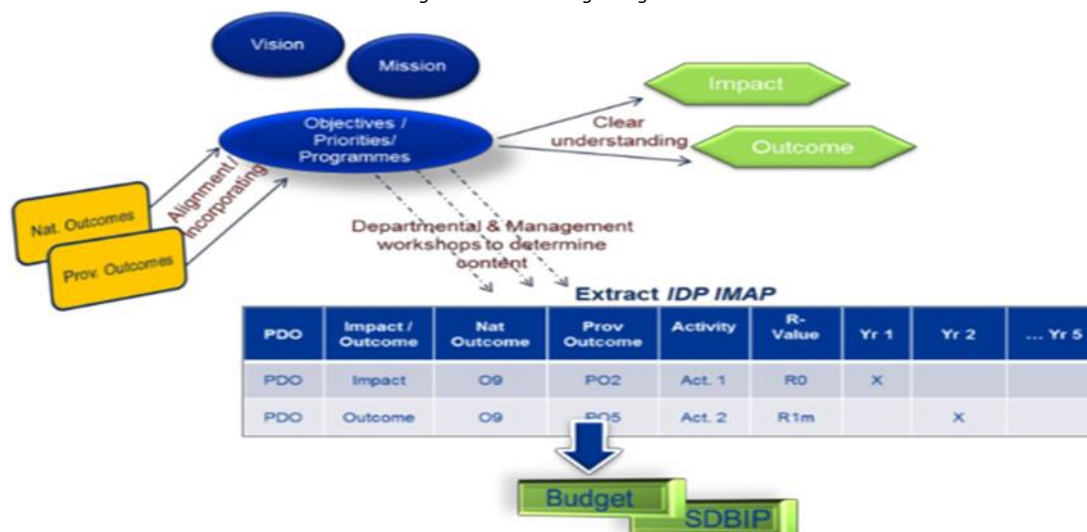
Strategic Objective 7	Effective Maintenance and management of municipal assets and natural resources	
Outcome	Climate Change Adaptation Water Conservation Biodiversity Conservation Improved Disaster Management Heritage Conservation Management of Energy Improved Land management	
Key Performance Indicators	70% of the approved maintenance budget spent Limit the % of electricity unaccounted for to less than 20% Maintain the quality of waste water discharge as per SANS 241-2006 Limit the % of water unaccounted for to less than 40% Maintain the water quality as per the SANA 241-1:2001 criteria	
Municipal Functions	Strategic Services Technical Services Financial Services Administration Community Services	
Alignment with National and Provincial & District Strategies		
Sphere	Ref	Description
National KPA	NKPA	Basic Service Delivery
National Outcome	NO	All people in south Africa protected and feel safe
National Development Plan (2030)	NDP	Environmental Sustainability and resilience
Provincial Strategic Plan (2030)	PSG2 PSG3 PSG4	Educated, Healthy and caring society Safety Innovation, culture and governance
Provincial Strategic Objective	PSO	Sustainable ecological and agricultural resource-based Improved Climate Change Response Improve Better living conditions for Households, especially low income and poor households Sustainable and Integrated urban and rural settlements Integrated Management Inclusive society
District Strategic Objective	CKDM IDP	SG 4: Prevent and minimize the impact of possible disasters and improve public safety in the region

Table 6.7: Municipal PDO 7

11. Action Planning

This chapter identifies the key actions for each of the seven Strategic Objectives as the municipality wants to ensure that each objective is implemented during the 2022– 2027 IDP period. The figure below illustrates the process followed to confirm alignment and those actions are developed for each objective.

Figure 8.1 IDP & Budget Alignment



11.1. Project Prioritization

The municipality identified the need for a project prioritization model and implemented a model that can be summarized as follows:

- Project prioritization is required in order to guide project implementation and the allocation of funding to each project. The project prioritization model is applied to projects and programs funded from municipality's own funding.
- Projects funded by external service providers (e.g. MIG) do not require prioritisation by the Laingsburg Municipality for funding and implementation.

Criteria	Description	Score (Yes = 1, No = 0)
Legal Requirements	Is the project legally required by legislation?	
Contractually Commit	Has the project already commenced and were appointments done to date?	
Safety/ Basic Need	Will the postponement of the project create a safety risk to the community and is the project addressing a basic need?	
Maintenance cost	Will the maintenance cost for the project be affordable in the future	
Total		

Table 8.1: Project prioritization model

Projects identified by the Community, Ward Committees and IDP Representative Forum can't always be executed by the municipality on its own and the municipality embarked on innovative ways to deliver on the greatest needs of the community and wishes to attract investors and partners in development to help the municipality to develop the municipality.

11.2. Community Priorities

The municipality embarked on a community ward-based planning on ward level which was captured in ward plans. The ward plan prioritized projects as well as projects identified in the IDP Representation Forum where various structures including the Laingsburg Business Chamber, Laingsburg Small Business Association (LSBA), Ward Committees, NGO's, CBO'S, community leaders and even sector department are partaking were captured. Internal departments within the municipality including council identified projects which should be captured within the municipal IDP for planning purposes.

No.	Type of Meeting	Date	Venue	Attendance
1	IDP Rep Forum	26-09-24	Laingsburg Auditorium	23
2	IDP REP Forum	05-12-24	Laingsburg Auditorium	19
3.	IDP REP Forum	31-03-25	Laingsburg Auditorium	25
Ward 1				
4	Ward Committee Meeting	2-Jul-24	Ward Councillor Office	11
5	Ward Committee Meeting	6–Aug-24	Ward Councillor Office	9
6	Ward Committee Meeting	3–Sept-24	Ward Councillor Office	9
7	Ward Committee Meeting	8– Oct - 24	Ward Councillor Office	10
8	Ward Committee Meeting	5– Nov - 24	Bergsig Hall	11
9	Ward Committee Meeting	3– Dec - 24	Ward Councillor Office	9
10	Ward Committee Meeting	7-Jan-25	Ward Councillor Office	10
11	Ward Committee Meeting	4 –Feb-25	Ward Councillor Office	11
12	Ward Committee Meeting	4 –Mar-25	Ward Councillor Office	8
13	Ward Committee Meeting	1-Apr-25	Ward Councillor Councillor	8
14	Ward Committee Meeting	6 – May-25	Ward Councillor Councillor	12
Ward 2				
15	Ward Committee Meeting	25 – Jul- 24	Auditorium	9
16	Ward Committee Meeting	22 -Aug-24	Auditorium	9

17	Ward Committee Community Meeting	18 – Sep - 24	Auditorium	36
18	Ward Committee Meeting	17 – Oct - 24	Auditorium	10
19	Ward Committee Meeting	14 – Nov - 24	Auditorium	8
20	Ward Committee Meeting	9 – Dec - 24	Auditorium	10
21	Ward Committee Meeting	28 – Jan - 25	Auditorium	10
22	Ward Committee Meeting	20 – Feb - 25	Auditorium	8
23	Ward Committee Meeting	21-Mar-25	Auditorium	9
24	Ward Committee Meeting	23-Apr-25	Auditorium	10
25	Ward Committee Meeting	20-May-25	Auditorium	9
Ward 3				
26	Ward Committee Meeting	18 – Jul- 24	Auditorium	11
27	Ward Committee Meeting	19 – Aug- 24	Auditorium	11
28	Ward Committee Meeting	17 – Sep - 24	Auditorium	9
29	Ward Committee Community Meeting	17-Sep -24	Auditorium	38
30	Ward Committee Meeting	24-Okt-24	Auditorium	9
31	Ward Committee Meeting	13-Nov-24	Auditorium	9
32	Ward Committee Meeting	9-Dec-24	Auditorium	11
33	Ward Committee Meeting	23-Jan-25	Auditorium	10
34	Ward Committee Meeting	25-Feb -25	Auditorium	8
35	Ward Committee Meeting	21-Mar-25	Auditorium	11
36	Ward Committee Meeting	15-Apr-25	Auditorium	11

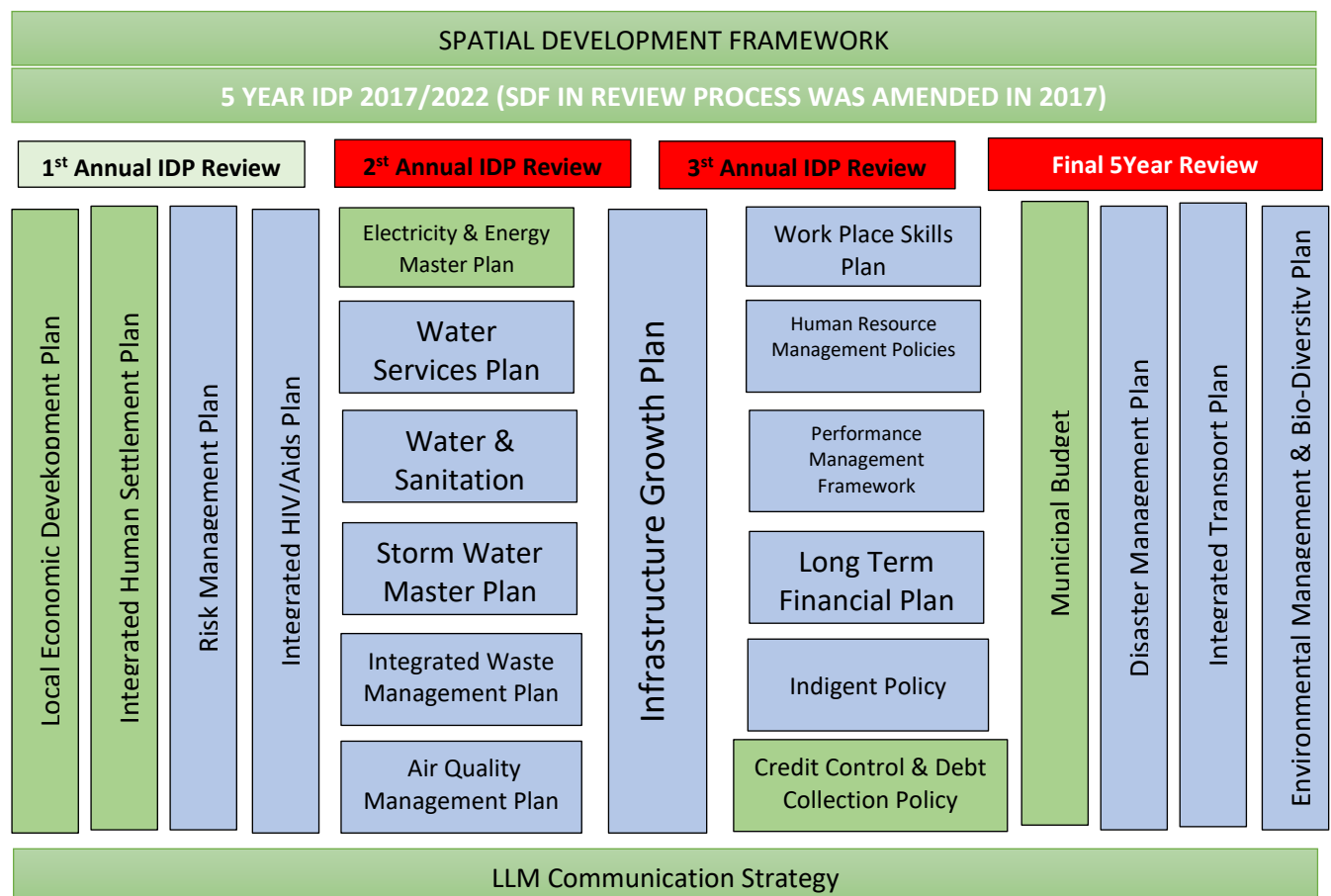
Ward 4				
36	Ward Committee Meeting	17- Jul- 24	Ward Office	9
37	Ward Committee Meeting	22-Aug-24	Ward Office	9
38	Ward Committee Meeting	12- Sep- 24	Ward Office	9
39	Ward Community Meeting	12-Sep-24	Ward Office	83
40	Ward Committee Meeting	17-Oct-24	Ward Office	10
41	Ward Committee Meeting	12-Nov-24	Ward Office	10
42	Ward Committee Meeting	12-Dec-24	Ward Office	8
43	Ward Committee Meeting	21-Jan-25	Ward Office	9
44	Ward Committee Meeting	19-Feb-25	Ward Office	10
46	Ward Committee Meeting		Ward Office	
47	IDP / LED Roadshows	11-Nov-24	Ward 1	28
		14-Nov-24	Ward 2	24
		13-Nov-24	Ward 3	24
		12-Nov-24	Ward 4	29
48	IDP / Budget Roadshows	5 – 8 May 2025	Ward 1	
			Ward 2	
			Ward 3	
			Ward 4	

Community Based Projects (IDP Inputs) UNFUNDED

1. Housing (Still in progress)
2. Matjiesfontein Cresché (Container obtained, got support from Kleuterzone)
3. Matjiesfontein Mobile Clinic
4. Matjiesfontein Erven (ERWE)
5. Bergsig Mobile Library (currently have outreach project only once a week)
6. Community Radio station
7. Thusong Expansion (Office Space and more Youth Facilities)
8. Bergsig Multi-Purpose Centre
9. Safehouse for children
10. Lighting (Whole Municipal Area)
11. Rehabilitation Centre (No aftercare programmes)
12. Grave yards expansions (Whole Municipal Areas)
13. Business Hives (future expansions)
14. Stormwater upgrades (All wards)
15. Community Halls upgrades
16. Göldnerville Emergency Exit Roads
17. N1 Upgrades (in progress)
18. Backyard toilets to be moved closer to house (Old houses)
19. Community Swimming Pool
20. Sport facilities Maintenance and Upgrades
21. Bergsig Kannie Dood Project (family relaxation initiatives) (Ward 1)

22. Mandela Park Upgrade (Ward 3)
23. Wifi Bergsig
24. Aftercare schooling currently only Daycare at the moment (Bergsig)

Table 11.2 Community Priorities



12. Sector Planning

12.1. Internal Sector Plans

This section outlines the status of Plans and Policies within the municipality. The blue indicates approved, the green indicates in process, the orange indicates that it was done in collaboration with Central Karoo District Municipality and the red indicates that it needs to be developed as set out by the framework above.

12.2. External Sector Plans and Programs

Department of Health							
Strategic Objective: To increase wellness in the province							
			Budget(Thousands)				
Project Programme Name	Infrastructure Type	Nature of Investment	2024/25	2025/2026	2026/2027	3 Year eriod	
CH820011: Laingsburg Ambulance Station- HT- Upgrade and Additions (Alpha)	Health	Non- Infrastructure	1000	1 000		2 000	
CH820046: Laingsburg Ambulance Station- HT- General maintenance (Alpha)	Health	Non- Infrastructure	0				
CH860062: Laingsburg FPL- HT- General maintenance (Alpha)	Health	Non- Infrastructure	0				
CI810053: Laingsburg Clinic- Upgrade and Additions	Health	Upgrades and Additions	396000	1 000		397000	
Matjiesfontein Satellite Clinic	Health	New or replace infrastructure	0	0	1000	1000	
C1291 Ladismith Laingsburg	Transport	Rehabilitation, refurbishments etc		10 000 000	11 000 000	21 000 000	
C1291 Ladismith Laingsburg	Transport	Rehabilitation, refurbishments etc		5 000 000	10 000 000	15 000 000	
Department of Police Oversight and Community Safety							
Strategic Objective : To make every community a safe place in which you can live, work, learn, relax and move about							
Project Name	Project / Program		Municipal Area		Year 2025/2026	2026/2027	2027/2028
Initiatives	Strengthening oversight mechanisms, fostering community partnerships, promoting professional policing practices, and utilizing data-driven approaches. It also focuses on reducing the culture of violence, addressing the needs of victims, and leveraging technology and innovation.		Whole District including Laingsburg		70 000	75 000	81 000
Department of Social Development							
Strategic Objective: Social Welfare Services and Community Development							
Project Name	Project / Program		Municipal Area		Year		
Welfare Organizations	Older Persons, ECD, Children		Laingsburg		2022 - 2027		
Others	Building Resilient Families, Youth Development, Substance Abuse, Crime Prevention						
Department of Culture and Sport							
Strategic Objective: To facilitate the development, preservation and promotion of arts and culture in the Western Cape							
Project Name	Project / Program		Municipal Area		Year		
Conditional Grants	MRF (Library)		Laingsburg		2022 - 2027		
MOD Centers	Acacia PS & Laingsburg HS		Laingsburg		2022 - 2027		
Arts and Culture	Funding and Transfers		District		2022 - 2027		
Arts and Culture	Initiation Program		District		2022 - 2027		
Sports Development	Club Development		Laingsburg		2022 - 2027		
Department of Agriculture							
Strategic Objective: Opportunities for growth development in rural areas							
Project Name	Program		Municipal Area		Year		
Various Programs	Sustainable Resource Management		District		2022 - 2027		
	Farmer Support & Development		District		2022 - 2027		
	Veterinary Services		District		2022 - 2027		
	Technology Research and Development		District		2022 - 2027		
	Agricultural Economic Services		District		2022 - 2027		
	Structural Agricultural Education and Training		District		2022 - 2027		
	Rural Development Coordination		District		2022 - 2027		
Others	Agri-processing & Skills Development		Laingsburg		2022 - 2027		
Depart of Human Settlements							
Strategic Objective: Review and Approve specific Housing Projects							
Project Name	Project / Program		Municipal Area		Budget 2023/24		Opportunities / Budget 2024/2025
Göldnerville (163)IRDP	149 Housing units		Ward 4		Completed		157

Laingsburg Matjiesfontein 32 Transnet Houses	32 Houses	Ward 2	160 000	3 000 000
Erf 2, Site G	Housing Project	Ward 2	266 000	4 407 000 (ADJUSTED)

Department of Environmental and Development Planning

Strategic Objective: to provide leadership and innovation in environmental management and Integrated Development Planning

Program	Target Area	Year
Air Quality Management Plan	LLM	Completed
Integrated Waste Management Plan, Workshop & Support	LLM	On-going
Integrated Pollutant and Waste Information System	All Municipalities	On-going
Monitor Waste Management Facilities for Compliance	All Municipalities	On-going
Landfill operator Training	All Municipalities	On-going
Methane Gas Determination Project	All Municipalities	On-going
Determination of the Municipal Integrated Waste Infrastructure	All Municipalities	On-going
SPLUMA /LUPA / Change Management Strategy	All Municipalities	On-going

Department of Environmental Affairs

Strategic Objective: Pro-actively plan, manage and prevention of pollution and environmental degradation to ensure a sustainable and healthy environment. Contribute to sustainable development, livelihood, green and inclusive economic growth through facilitating skills development and employment creation.

Roggeveld Windfarm		2019/2020 -	
Soetwater / Karusha Windfarm		2019/2020 -	

Department of Rural Development and Land Reform

Strategic Objective: Rural Development & Comprehensive Rural Development Programme

Project Name	Municipality	Municipal Area	Year	Budget
Early Childhood Development Centre	LLM	Matjiesfontein	To start registration process	

Table 8.1: Municipal Sector Plans

12.3. Provincial Strategic Plan, 2025-2030

- 12.3.1 The implementation of the PSP is driven by four Provincial portfolios. The portfolios are clusters of Departments that provide strategic direction and coordinate efforts to implement programmes aligned with the Western Cape Government's key priorities. These priorities span economic, safety, social, and institutional policy domains.
- 12.3.2 The portfolios monitor and steer high-priority projects and programmes, ensuring a cohesive and coordinated approach to achieving shared outcomes. Each Department contributes to one or more portfolios by implementing targeted interventions that support the intended impact of that portfolio.

13 The four strategic portfolios are:



Growth for Jobs

The Western Cape achieves breakout economic growth generating confidence, hope, and opportunities to thrive.



Educated, Healthy, and Caring Society

Every person has access to the opportunity to live a healthy, meaningful, and dignified life in an inclusive society

The Western Cape is a resilient and safe society.



Safety



Innovation, Culture, and Governance

The WCG is a people-centred institution that innovatively, efficiently, and collaboratively mobilises resources for service delivery

13.3 One Cape 2040 Vision

The PSP is guided by the longer-term OneCape 2040 vision which was adopted by the Western Cape Government and other key institutions in the Province in 2013. OneCape 2040 envisages a transition towards a more inclusive and resilient economic future for the Western Cape region. It sets a common direction to guide planning, action and accountability. To this end, it identifies six transitions: Educating Cape; Enterprising Cape; Green Cape; Connecting Cape; Living Cape; and Leading Cape, as set out in figure 9.2 below.



Figure 9.2 OneCape 2040 Vision

The department identified the Joint Planning Initiative (JPI), where the whole of the Western Cape government gets together and plan as a collective and identified game changes that will have catalytic effects on the Western Cape as a whole and bring about change.

Laingsburg Municipality identified game changes that will assist the municipality to become sustainable as well as realizing the municipality, the district, the provincial as well as the vision of the country.

Projects identified were named JPI Projects, the following JPI Projects is identified for Laingsburg and the Central Karoo District.

JPI Number	Lead Department / Municipality	JPI Type	Supporting Departments
1_006	Department of Agriculture	Economic Growth Initiatives	DEDAT, Laingsburg Municipality, Central Karoo District Municipality, Beaufort West Municipality & Prince Albert Municipality
PSG 1: Create opportunities growth and jobs			
Agreed JPI Outcomes/ Objectives			
Integrated District Agri- processing Hub-Establishing an Agri-park (Beaufort West-Agri hub connected with Farmer Support Units' in Laingsburg, P-Albert and Beaufort West municipalities)			
Projects	<ol style="list-style-type: none"> 1. Cold Storage 2. Meat processing 3. Leather tannery 4. Wool to garment 5. Seed Farming and processing 6. Multi Skills development 		
Progress	Lead Department / Municipality		Supporting Buddies
Latest Update	No new Updates on Agri Processing		DEDAT, Laingsburg Municipality, Central Karoo District Municipality, Beaufort West Municipality & Prince Albert Municipality

Table 9.2: JPI 1_006: Central Karoo District Agri-processing

JPI Number	Lead Department / Municipality	JPI Type	Supporting Departments
1_026	Laingsburg Municipality	Education and Skills Development	DoE DSD DoHE
PSG 2: Improve Education outcomes and opportunities for youth development			
Agreed JPI Outcomes/ Objectives			
learning programmes (Second chance learning)			
Projects	Access to community learning programs (Second chance learning) <ol style="list-style-type: none"> 1. Skills development 2. Training (non-accredited and relevant to area/context) 		
Progress	Lead Department / Municipality		Supporting Buddies
Latest Update	9 May 2019		Laingsburg Municipality Department of Education

Table 9.3: JPI 1_026 Laingsburg Education and Skills Development

JPI Number	Lead Department / Municipality	JPI Type	Supporting Departments
1_046	DLG: Communications	Governance (Integrated Planning and Budgeting)	Laingsburg Municipality Government Communication Information Systems
PSG 5: Embed good governance and Integrated Service Delivery through partnerships			
Agreed JPI Outcomes/ Objectives: Initiative to empower families to participate in society and government programs.			
Projects	Initiative to empower families to participate in society and government programs. 1. Public Participation and Communication Strategy.		
Progress	Lead Department / Municipality	Supporting Buddies	
Latest Update	GCIS and Municipality	December 2021 In terms of the Establishment of the Community Radio Station for Laingsburg, Ms Thopps indicated that the application for ICASSA is completed, but needs to wait for the next period to apply for funding from MDDA. GCIS will follow up with ICASSA. A Public Participation Policy and Communication Strategy were developed and approved by Council.	

Table 9.4: JPI 1_046 Public Participation & Communication

JPI Number	Lead Department / Municipality	JPI Type	Supporting Departments
1_075	DTPW	Investment in Bulk Infrastructure)	Laingsburg municipality DEDAT
PSG 4: Enable a resilient, sustainable, quality and inclusive living environment			
Agreed JPI Outcomes/ Objectives: Additional Access to Goldnerville			
Projects	Additional Access to Goldnerville 1. Elevate the need for additional access road to Goldnerville to PSG4 N1 Corridor working group and SANRAL. 2. The tarring of R315 and TR 83/2 3. Elevate the need for tarring of R315 and TR 83/2 to PSG4 N1 Corridor working group and SANRAL. 4. Funding application for business case.		
Progress	Lead Department / Municipality	Supporting Buddies	

Latest Update	<p>29 Aug 2016: This matter was addressed with SANRAL who are the Road Authority. SANRAL are not able to provide access to the development from the N1 because of road safety reasons. The municipality will have to provide access via the inner municipal street network.</p> <p>The CKDM are planning to upgrade MR309 which falls on the preferred alignment of the TR83/2 but this must first be motivated for priority and then put on to the budget plan. Layer works are needed- i.e. not just a straight forward seal but subgrade, sub-base and base need to be prepared and constructed. Furthermore, Global Consulting will be appointed for flood damage repairs of Seweweekspoort Road.</p> <p>A Special Purpose Vehicle or consultant may be needed to champion and manage this process. The municipality must arrange a meeting of minds – i.e. DEADP project initiation office, DEA and Tourism, DLG, Agriculture and DTPW including the CKDM will be required.</p> <p>Though there are no new updates the Municipality will engage with SANRAL again regarding the access roads.</p>	<p>12 October 2016 Municipality will do some planning and designing and will then with the assistance of DTPW to obtain an additional access to Goldnerville. The Conversation about the economic roads in Laingsburg remain a priority and we requested that all the stakeholders attend the session, so that we as a collective can plan together as Special Purpose Vehicle.</p>
----------------------	---	---

Table 9.5 JPI 1_075 Bulk Road Infrastructure

JPI Number	Lead Department / Municipality	JPI Type	Supporting Departments
1_095	DCAS	Social Initiatives	DoE DSD LLM
PSG 2: PSG 3: Increase Wellness, safety and reducing social ills			
Agreed JPI Outcomes/ Objectives : Afterschool care support centers			
Projects	Afterschool care support centers <ol style="list-style-type: none"> 1. MOD Centers 2. AFTER School Centers 3. Homework Hubs 		
Progress	Lead Department / Municipality		Supporting Buddies
Latest Update	Sport and Recreation with DCAS have different after school activities which include Sport, Homework, reading etc.		Coach appointed at Matjiesfontein Primary in 2016 still active with MOD Activities

Table 9.6: JPI 1_095 Afterschool Program

JPI Number	Lead Department / Municipality	JPI Type	Supporting Departments
1_095	DoC's	Social Initiatives	SAPS & Laingsburg Municipality
PSG 3: Increase Wellness, safety and reducing social ills			
Agreed JPI Outcomes/ Objectives			
Reviewing and implementing the existing crime prevention (safety promotion) strategy			
Projects	Reviewing and implementing the existing crime prevention (safety promotion) strategy <ol style="list-style-type: none"> 1. Alignment of Crime Prevention strategy with NDP Outcomes and provincial strategy linking existing local substance abuse forum to provincial substance abuse forum 		
Progress	Lead Department / Municipality		Supporting Buddies

Latest Update

UPDATE: Municipality

Municipality registered a Neighborhood watch and Law Enforcement Program with EPWP, which also fund these programmes

Table 9.7: JPI 1_095 Community Safety

SANRAL SOCIAL RELIEF PROJECTS

The following projects was proposed in partnership with SANRAL to assist the Municipality:

Matjiesfontein	
1. School fencing – Clear View 2. Sports field fencing – Clear View 3. Road upgrade 4. Road reg gravel	**Including Municipal Proposals**
	Post Endorsement Estimated cost
	R 3,620,000.00
	-
	-
	R 3,620,000.00
Laingsburg	
1. Raising of drifts	-
2. Demolish & reinstate concrete retaining wall	R 34,800.00
3. New gabion protection wall	R 5,290,000.00
4. 1No speed bump in 10 th Avenue	R 36,000.00
5. Cleaning and shaping of open drain	R 36,000.00
6. Construction of 1200m sidewalks	R 1,530,000.00
7. Pothole repairs and slurry seal over existing roads	R 1,220,000.00
8. Cleaning of stormwater systems (all wards)	R 300,000.00
9. Pedestrian bridge	R 630,000.00
	R 9,076,800.00
Sub-total	R 12,696,800.00
15% VAT	R 1,904,520.00
Total	R 14,601,320.00

14 Long Term Planning

The Long-Term Financial Planning is aimed at ensuring that the Municipality has sufficient and cost-effective funding in order to achieve its long-term objectives through the implementation of the medium term operating and capital budgets. The purpose of the Long-Term Financial Planning is therefore to: -

- Ensure that all long-term financial planning is based on a structured and consistent methodology in order to ensure the long-term financial sustainability of the Laingsburg Municipality.
- Identify capital investment requirements and associated funding sources to ensure the future sustainability of the Municipality.
- Identify revenue enhancement and cost saving strategies in order to improve service delivery at affordable rates; and.
- Identify new revenue sources as funding for future years.

14.3 Financial Strategies

An intrinsic feature of the LTFP give effect to the municipality's financial strategies. These strategies include:

- a) Increasing funding for asset maintenance and renewal;
- b) Continuous improvement of its financial position;
- c) Ensuring affordable debt levels to fund the capital budget;
- d) Maintaining fair, equitable and affordable rates and tariff increase;
- e) Maintaining or improving basic municipal services;
- f) Achieving and maintaining a breakeven/surplus Operating budget; and
- g) Ensuring full cost recovery for the provision of internal services.

14.4 Non-Financial Strategies

The LTFP is a key component for achieving the goals listed in the IDP of the Municipality. The LTFP consider the following non – financial strategic strategies:

- a) The Laingsburg Municipality Strategic Key Performance Areas;
- b) Infrastructure led growth strategies; and
- c) The Municipality's Spatial Development Framework.

The Laingsburg Municipality has a small revenue base and is largely dependent on grant funding to sustain its day to day operations. For this reason, it is critical that own generated resources be optimized. This could only be achieved by employing effective credit control and debt collection procedures. Furthermore, the provision of indigent support should be managed efficiently.

Financial Management is the cornerstone of the municipality, therefore controls and policies are put in place to achieve sound financial management. As part of the IDP, all financial regulations and policies were reviewed to ensure that all legal, internal control and social requirements are met. The Laingsburg Municipality has recognized that in order to remain viable and sustainable, the IDP is linked to an achievable financial plan that includes a credible multi-year budget

Revenue Raising Strategy

The main sources of revenue for the Laingsburg Municipality are state provided grants and own generated revenue from the provision of municipal services such as electricity, water, sewage and refuse removal. Property Rates also provide a further source of revenue. In order to increase the

revenue base and also assist with alleviation of unemployment, Council should attempt to attract investors to the municipal area.

14.5 Asset Management Strategy

A GRAP compliant asset register forms the back bone to any system of asset management. In addition to an effective maintenance program, it is also critical that adequate, comprehensive insurance coverage is in place at all times. The municipality will be examining all its inventory and equipment to ensure that redundant and unused items are disposed of according to prescription. This will ensure a more accurate asset register as well as reduce risk and therefore insurance costs. In order to comply with audit and financial disclosure requirements, often used items and consumables will be taken onto inventory and managed accordingly.

14.6 Capital Projects Financing Strategy

The municipality does not currently have any long-term debt and intends to maintain the status quo as it is believed that the municipality does not have the ability to service loans at present. All capital projects will therefore be financed from own operating funds, contributions from the Capital Replacement Reserve and grants received from National and Provincial Government. The possibility of raising loans to provide or improve infrastructure is not totally excluded, but Council has committed to following a very conservative approach towards loan funding.

14.7 Operating Capital Financing Strategy

Excellent working capital management is of paramount importance to ensure that municipal service provision can continue uninterrupted. Positive cash flow is the life blood of any organization and the use of effective credit control and debt collection processes can therefore not be over emphasized. As mentioned above, council does not have any long-term debt at present and it is also policy that operational expenses be financed from own revenue on a cash backed basis. The use of bridging finance for operational purposes will only be considered as an absolute last resort.

14.8 Cost Effectiveness Strategy

The strive for cost effective operations is an integral part of any organization, even more so in a municipality that operates by using public funds. The municipality will therefore strive to foster an attitude of prudence, transparency and accountability amongst all staff and councilor alike.

An important factor in this regard is the demonstrable ability to practice financial discipline, adhere to legislative requirements and constantly provide uninterrupted, good quality services to its clientele. The budget estimates to ensure sustainability only by aligning all municipal activity with the IDP, Budget, SDBIP and Performance Agreements of Managers will the predetermined objectives be achieved and will service delivery to the community of Laingsburg Municipality be ensured.

14.9 Municipal Budget

The budget is aligned with the 1st three years of the IDP and give an indication on the municipal financial position and how the budget will be spent.

WC051 Laingsburg - Table A1 Budget Summary

Description	2021/22	2022/23	2023/24	Current Year 2024/25				2025/26 Medium Term Revenue & Expenditure Framework		
	Audited Outcome	Audited Outcome	Audited Outcome	Original Budget	Adjusted Budget	Full Year Forecast	Pre-audit outcome	Budget Year 2025/26	Budget Year +1 2026/27	Budget Year +2 2027/28
R thousands										
Financial Performance										
Property rates	–	–	5 025	5 947	5 648	5 648	5 650	5 998	6 400	6 810
Service charges	22 834	22 400	27 678	30 965	34 543	34 427	34 509	37 702	39 737	42 165
Investment revenue	280	415	1 265	938	1 390	1 390	1 284	1 400	850	1 100
Transfer and subsidies - Operational	24 563	29 825	32 065	29 737	30 490	30 457	25 845	28 284	26 635	27 822
Other own revenue	28 617	52 530	38 412	39 060	39 508	40 041	31 830	41 175	43 417	45 478
Total Revenue (excluding capital transfers and contributions)	76 295	105 170	104 444	106 648	111 579	111 963	99 118	114 559	117 039	123 375
Employee costs	29 885	31 587	33 342	35 894	34 652	35 154	28 907	37 665	38 235	39 504
Remuneration of councillors	3 172	3 318	3 607	3 605	3 605	3 605	3 076	3 785	3 975	4 154
Depreciation and amortisation	9 305	12 258	13 361	5 994	13 372	13 372	4 995	13 271	13 404	13 538
Interest	2 996	2 767	2 518	1 004	2 700	2 700	0	2 575	2 550	2 400
Inventory consumed and bulk purchases	11 996	10 856	12 093	14 328	15 250	13 088	12 550	18 035	18 767	19 702
Transfers and subsidies	181	12	–	1	10	10	127	10	15	15
Other expenditure	16 983	18 784	53 529	48 091	56 210	51 009	36 042	49 613	52 762	55 236
Total Expenditure	74 518	79 582	118 449	108 917	125 799	118 938	85 696	124 954	129 707	134 549
Surplus/(Deficit)	1 777	25 588	(14 005)	(2 269)	(14 220)	(6 975)	13 422	(10 395)	(12 668)	(11 174)
Transfers and subsidies - capital (monetary allocations)	12 904	23 887	41 510	23 670	28 189	28 189	14 722	49 188	9 852	42 890
Transfers and subsidies - capital (in-kind)	–	–	–	–	–	–	–	–	–	–
Surplus/(Deficit) after capital transfers & contributions	14 681	49 475	27 504	21 401	13 969	21 214	28 144	38 793	(2 816)	31 716
Share of Surplus/Deficit attributable to Associate	–	–	–	–	–	–	–	–	–	–
Surplus/(Deficit) for the year	14 681	49 475	27 504	21 401	13 969	21 214	28 144	38 793	(2 816)	31 716
Capital expenditure & funds sources										
Capital expenditure	–	–	–	22 782	20 677	29 357	15 180	43 260	8 567	37 296
Transfers recognised - capital	–	–	–	22 782	20 677	29 357	15 180	42 772	8 567	37 296
Borrowing	–	–	–	–	–	–	–	–	–	–
Internally generated funds	–	–	–	–	–	–	–	488	–	–
Total sources of capital funds	–	–	–	22 782	20 677	29 357	15 180	43 260	8 567	37 296
Financial position										
Total current assets	21 615	17 192	19 004	24 690	24 127	21 208	54 182	27 820	29 841	37 799
Total non current assets	214 618	288 734	324 723	305 522	332 037	340 717	334 430	354 694	349 857	373 615
Total current liabilities	20 671	21 513	20 720	25 169	20 953	21 093	41 594	20 714	20 714	20 714
Total non current liabilities	24 797	26 099	39 527	26 099	39 527	39 527	39 527	39 527	39 527	39 527
Community wealth/Equity	190 767	269 465	283 480	278 944	295 685	301 305	308 047	322 272	319 456	351 172
Cash flows										
Net cash from (used) operating	23 196	10 602	33 041	35 423	35 019	34 551	33 504	57 144	10 380	49 264
Net cash from (used) investing	–	53	51	256	2 736	–	2 036	(49 749)	(9 852)	(42 890)
Net cash from (used) financing	–	–	–	–	–	–	–	–	–	–
Cash/cash equivalents at the year end	(13 341)	5 516	35 569	38 156	44 465	41 262	42 251	14 108	14 637	21 010
Cash backing/surplus reconciliation										
Cash and investments available	3 090	2 479	6 713	8 978	10 629	7 570	35 806	14 108	14 637	21 010
Application of cash and investments	12 341	13 996	14 997	16 739	14 596	13 198	32 455	8 700	7 898	5 982
Balance - surplus (shortfall)	(9 251)	(11 517)	(8 284)	(7 761)	(3 967)	(5 628)	3 351	5 408	6 738	15 028
Asset management										
Asset register summary (WDV)	199 070	265 212	275 148	282 000	282 454	291 133	304 362	299 525	323 283	
Depreciation	9 117	12 258	13 372	5 994	13 372	13 372	13 271	13 404	13 538	
Renewal and Upgrading of Existing Assets	–	–	–	–	4 961	5 705	8 919	–	–	
Repairs and Maintenance	1 572	1 579	1 290	1 829	2 007	1 664	2 404	4 835	5 050	
Free services										
Cost of Free Basic Services provided	–	–	5 694	4 270	4 455	4 455	4 803	5 077	5 390	
Revenue cost of free services provided	–	–	–	–	–	–	–	–	–	
Households below minimum service level										
Water:	–	–	–	–	–	–	–	–	–	
Sanitation/sewerage:	–	–	–	–	–	–	–	–	–	
Energy:	–	–	–	–	–	–	–	–	–	
Refuse:	–	–	–	–	–	–	–	–	–	

14.10 Expenditure Analysis

A three-year preview of ensuring maintenance of existing assets with regards to municipal spending on repairs and maintenance. Setting priorities for the renewal of existing infrastructure as per the budget motivations. It also includes capital expenditure.

WC051 Laingsburg - Table A2 Budgeted Financial Performance (revenue and expenditure by functional classification)

Functional Classification Description	Ref	2021/22	2022/23	2023/24	Current Year 2024/25			2025/26 Medium Term Revenue & Expenditure Framework		
		Audited Outcome	Audited Outcome	Audited Outcome	Original Budget	Adjusted Budget	Full Year Forecast	Budget Year 2025/26	Budget Year +1 2026/27	Budget Year +2 2027/28
R thousand	1									
Revenue - Functional										
<i>Governance and administration</i>		51 551	52 606	75 576	56 134	60 564	61 095	74 172	37 231	70 058
Executive e and council		2 867	—	—	—	—	—	—	—	—
Finance and administration		48 684	52 606	75 576	56 134	60 564	61 095	74 172	37 231	70 058
Internal audit		—	—	—	—	—	—	—	—	—
<i>Community and public safety</i>		26 178	55 913	35 666	34 901	35 853	35 852	36 516	38 427	40 118
Community and social services		1 702	1 615	1 638	2 705	2 712	2 711	1 759	1 935	1 798
Sport and recreation		2	1	4	2	1	1	3	3	3
Public safety		24 456	54 286	34 012	32 176	33 122	33 122	34 733	36 468	38 295
Housing		16	11	11	18	19	19	22	22	22
Health		1	—	2	—	—	—	—	—	—
<i>Economic and environmental services</i>		3 834	1 140	1 260	1 304	1 591	1 561	1 500	116	122
Planning and development		—	—	—	—	—	—	—	—	—
Road transport		3 834	1 140	1 260	1 304	1 591	1 561	1 500	116	122
Environmental protection		—	—	—	—	—	—	—	—	—
<i>Trading services</i>		27 563	24 578	33 451	37 978	41 760	41 644	51 559	51 117	55 966
Energy sources		16 939	15 373	20 193	21 294	23 992	23 876	27 703	31 566	33 417
Water management		4 313	3 451	5 394	8 073	6 972	6 972	10 756	6 632	7 030
Waste water management		3 271	2 751	4 000	4 164	5 429	5 429	4 992	5 291	5 609
Waste management		3 039	3 002	3 864	4 447	5 367	5 367	8 108	7 628	9 911
<i>Other</i>	4	—	—	—	—	—	—	—	—	—
Total Revenue - Functional	2	109 126	134 236	145 953	130 318	139 768	140 152	163 747	126 891	166 265
Expenditure - Functional										
<i>Governance and administration</i>		32 326	19 586	18 920	14 139	24 816	20 299	19 934	19 788	20 328
Executive e and council		8 562	6 106	5 936	5 841	6 031	6 308	6 066	6 327	6 581
Finance and administration		23 764	13 480	12 984	8 298	18 785	13 991	13 868	13 461	13 747
Internal audit		—	—	—	—	—	—	—	—	—
<i>Community and public safety</i>		32 044	59 966	41 276	39 403	37 998	37 892	39 225	40 090	41 993
Community and social services		1 425	2 256	2 493	2 685	2 460	2 465	2 326	2 403	2 502
Sport and recreation		437	440	1 071	663	1 231	1 224	2 156	1 244	1 277
Public safety		30 029	57 185	37 691	36 040	34 293	34 189	34 729	36 429	38 200
Housing		136	69	12	15	14	14	13	14	14
Health		18	17	9	—	—	—	—	—	—
<i>Economic and environmental services</i>		18 334	18 808	18 097	20 318	20 751	20 953	20 022	20 429	20 806
Planning and development		1 349	1 411	1 223	1 442	1 626	1 658	1 344	1 406	1 467
Road transport		16 985	17 396	16 873	18 876	19 125	19 295	18 677	19 022	19 339
Environmental protection		—	—	—	—	—	—	—	—	—
<i>Trading services</i>		33 472	34 252	41 713	35 338	43 479	42 692	45 430	49 036	51 043
Energy sources		13 969	13 442	20 295	17 145	18 796	18 461	21 200	24 205	25 380
Water management		7 380	8 852	9 016	9 525	10 346	10 258	9 818	10 019	10 381
Waste water management		4 368	4 570	5 228	4 900	6 331	6 049	6 005	6 185	6 387
Waste management		7 756	7 388	7 174	3 768	8 006	7 925	8 407	8 628	8 896
<i>Other</i>	4	382	409	424	549	519	489	344	365	379
Total Expenditure - Functional	3	116 559	133 022	120 430	109 747	127 563	122 326	124 954	129 707	134 549
Surplus/(Deficit) for the year		(7 432)	1 215	25 523	20 570	12 205	17 826	38 793	(2 816)	31 716

WC051 Laingsburg - Table A3 Budgeted Financial Performance (revenue and expenditure by municipal vote)

Vote Description	Ref	2021/22	2022/23	2023/24	Current Year 2024/25			2025/26 Medium Term Revenue & Expenditure Framework		
R thousand		Audited Outcome	Audited Outcome	Audited Outcome	Original Budget	Adjusted Budget	Full Year Forecast	Budget Year 2025/26	Budget Year +1 2026/27	Budget Year +2 2027/28
Revenue by Vote										
Vote 1 - MAYORAL AND COUNCIL (10: IE)	1	–	–	–	–	–	–	–	–	–
Vote 2 - MUNICIPAL MANAGER (11: IE)		2 867	–	–	–	–	–	–	–	–
Vote 3 - CORPORATE SERVICES (12: IE)		6 196	(1 812)	4 040	5 156	11 798	9 332	13 151	4 771	21 306
Vote 4 - BUDGET AND TREASURY (13: IE)		42 488	54 418	71 536	51 423	49 410	52 407	61 709	33 189	49 527
Vote 5 - PLANNING AND DEVELOPMENT (14: IE)		–	–	–	–	–	–	–	–	–
Vote 6 - COMMUNITY AND SOCIAL SERV (15: IE)		1 703	1 615	1 639	2 705	2 712	2 711	1 759	1 935	1 798
Vote 7 - SPORTS AND RECREATION (16: IE)		2	1	4	2	1	1	3	3	3
Vote 8 - HOUSING (17: IE)		16	11	11	12	12	12	13	13	13
Vote 9 - PUBLIC SAFETY (18: IE)		24 456	54 286	34 012	32 176	33 122	33 122	34 733	36 468	38 295
Vote 10 - ROAD TRANSPORT (19: IE)		3 834	1 140	1 260	1 304	1 591	1 561	1 500	116	122
Vote 11 - WASTE MANAGEMENT (20: IE)		3 039	3 002	3 864	4 340	5 197	5 197	7 928	7 436	9 706
Vote 12 - WASTE WATER MANAGEMENT (21: IE)		3 271	2 751	4 000	4 070	5 284	5 284	4 838	5 128	5 436
Vote 13 - WATER (22: IE)		4 313	3 451	5 394	7 923	6 742	6 742	10 512	6 373	6 756
Vote 14 - ELECTRICITY (23: IE)		16 939	15 373	20 193	21 209	23 900	23 784	27 602	31 459	33 303
Vote 15 - BUDGET AND TREASURY (33: CAPEX)		–	–	–	–	–	–	–	–	–
Total Revenue by Vote										
	2	109 126	134 236	145 953	130 318	139 768	140 152	163 747	126 891	166 265
Expenditure by Vote to be appropriated										
Vote 1 - MAYORAL AND COUNCIL (10: IE)	1	5 090	5 285	5 147	5 501	5 771	6 047	5 664	5 937	6 196
Vote 2 - MUNICIPAL MANAGER (11: IE)		3 472	822	788	340	260	261	402	390	385
Vote 3 - CORPORATE SERVICES (12: IE)		8 046	3 856	1 821	3 600	6 642	6 899	4 444	4 333	4 542
Vote 4 - BUDGET AND TREASURY (13: IE)		16 079	10 013	11 566	5 222	12 637	7 557	9 744	9 467	9 558
Vote 5 - PLANNING AND DEVELOPMENT (14: IE)		1 349	1 411	1 223	1 442	1 626	1 658	1 344	1 406	1 467
Vote 6 - COMMUNITY AND SOCIAL SERV (15: IE)		1 443	2 273	2 502	2 685	2 460	2 465	2 326	2 403	2 502
Vote 7 - SPORTS AND RECREATION (16: IE)		459	460	1 092	688	1 256	1 249	2 180	1 269	1 303
Vote 8 - HOUSING (17: IE)		136	69	12	15	14	14	13	14	14
Vote 9 - PUBLIC SAFETY (18: IE)		30 029	57 185	37 691	36 040	34 293	34 189	34 729	36 429	38 200
Vote 10 - ROAD TRANSPORT (19: IE)		16 985	17 396	16 873	18 876	19 125	19 295	18 677	19 022	19 339
Vote 11 - WASTE MANAGEMENT (20: IE)		7 756	7 388	7 174	3 768	8 006	7 925	8 407	8 628	8 896
Vote 12 - WASTE WATER MANAGEMENT (21: IE)		4 368	4 570	5 228	4 900	6 331	6 049	6 005	6 185	6 387
Vote 13 - WATER (22: IE)		7 380	8 852	9 016	9 525	10 346	10 258	9 818	10 019	10 381
Vote 14 - ELECTRICITY (23: IE)		13 969	13 442	20 295	17 145	18 796	18 461	21 200	24 205	25 380
Vote 15 - BUDGET AND TREASURY (33: CAPEX)		–	–	–	–	–	–	–	–	–
Total Expenditure by Vote										
	2	116 559	133 022	120 430	109 747	127 563	122 326	124 954	129 707	134 549
Surplus/(Deficit) for the year										
	2	(7 432)	1 215	25 523	20 570	12 205	17 826	38 793	(2 816)	31 716

WC051 Laingsburg - Table A4 Budgeted Financial Performance (revenue and expenditure)

Description	Ref	2021/22	2022/23	2023/24	Current Year 2024/25				2025/26 Medium Term Revenue & Expenditure Framework		
		Audited Outcome	Audited Outcome	Audited Outcome	Original Budget	Adjusted Budget	Full Year Forecast	Pre-audit outcome	Budget Year 2025/26	Budget Year +1 2026/27	Budget Year +2 2027/28
R thousand	1										
Revenue											
Exchange Revenue											
Service charges - Electricity	2	15 637	14 764	18 131	19 977	22 672	22 556	21 304	25 112	26 370	27 952
Service charges - Water	2	3 088	2 882	3 936	5 566	4 385	4 385	4 971	4 648	4 927	5 223
Service charges - Waste Water Management	2	2 079	2 225	2 844	2 432	3 646	3 646	4 111	3 871	4 104	4 352
Service charges - Waste Management	2	2 030	2 528	2 767	2 990	3 840	3 840	4 124	4 071	4 335	4 639
Sale of Goods and Rendering of Services		105	120	295	365	396	395	294	2 213	2 421	2 322
Agency services		194	185	197	234	250	250	183	267	289	315
Interest		143	97	184	-	-	-	-	-	-	-
Interest earned from Receivables		497	581	594	621	860	860	809	889	946	1 011
Interest earned from Current and Non Current Assets		280	415	1 265	938	1 390	1 390	1 284	1 400	850	1 100
Dividends											
Rent on Land		58	5	103	89	26	26	24	102	110	120
Rental from Fixed Assets		1 795	1 732	1 644	1 710	1 676	1 676	1 495	2 079	2 244	2 424
Licence and permits		467	194	256	301	245	245	200	297	300	303
Special rating levies											
Operational Revenue		95	20	42	44	88	88	63	27	29	32
Non-Exchange Revenue											
Property rates	2	-	-	5 025	5 947	5 648	5 648	5 650	5 998	6 400	6 810
Surcharges and Taxes		1 035	-	296	3 501	-	3 000	-	-	-	-
Fines, penalties and forfeits		23 990	54 092	33 765	31 318	32 422	32 422	26 265	34 437	36 168	37 993
Licences or permits											
Transfer and subsidies - Operational		24 563	29 825	32 065	29 737	30 490	30 457	25 845	28 284	26 635	27 822
Interest		238	337	423	295	490	490	427	520	546	573
Fuel Levy											
Operational Revenue		-	-	-	326	320	320	80	345	364	386
Gains on disposal of Assets		-	(4 831)	(249)	256	2 736	270	1 990	-	-	-
Other Gains		-	-	862	-	-	-	-	-	-	-
Discontinued Operations											
Total Revenue (excluding capital transfers and contributions)		76 295	105 170	104 444	106 648	111 579	111 963	99 118	114 559	117 039	123 375
Expenditure											
Employee related costs	2	29 885	31 587	33 342	35 894	34 652	35 154	28 907	37 665	38 235	39 504
Remuneration of councillors		3 172	3 318	3 607	3 605	3 605	3 605	3 076	3 785	3 975	4 154
Bulk purchases - electricity	2	11 735	10 737	11 873	14 328	15 250	14 900	12 412	16 700	17 535	18 412
Inventory consumed	8	261	119	219	-	-	(1 812)	138	1 335	1 232	1 290
Debt impairment	3	202	(708)	33 070	25 513	28 381	28 381	20 441	29 652	31 171	32 785
Depreciation and amortisation		9 305	12 258	13 361	5 994	13 372	13 372	4 995	13 271	13 404	13 538
Interest		2 996	2 767	2 518	1 004	2 700	2 700	0	2 575	2 550	2 400
Contracted services		5 966	5 077	5 205	6 649	13 898	12 582	8 090	9 282	10 762	11 118
Transfers and subsidies		181	12	-	1	10	10	127	10	15	15
Irrecoverable debts written off		-	-	-	3 632	487	487	547	-	-	-
Operational costs		10 961	14 415	15 254	12 297	13 444	9 559	6 964	10 680	10 829	11 334
Losses on disposal of Assets		(146)	-	-	-	-	-	-	-	-	-
Other Losses											
Total Expenditure		74 518	79 582	118 449	108 917	125 799	118 938	85 696	124 954	129 707	134 549
Surplus/(Deficit)		1 777	25 588	(14 005)	(2 269)	(14 220)	(6 975)	13 422	(10 395)	(12 668)	(11 174)
Transfers and subsidies - capital (monetary allocations)	6	12 904	23 887	41 510	23 670	28 189	28 189	14 722	49 188	9 852	42 890
Transfers and subsidies - capital (in-kind)	6										
Surplus/(Deficit) after capital transfers & contributions		14 681	49 475	27 504	21 401	13 969	21 214	28 144	38 793	(2 816)	31 716
Income Tax											
Surplus/(Deficit) after income tax		14 681	49 475	27 504	21 401	13 969	21 214	28 144	38 793	(2 816)	31 716
Share of Surplus/Deficit attributable to Joint Venture											
Share of Surplus/Deficit attributable to Minorities											
Surplus/(Deficit) attributable to municipality		14 681	49 475	27 504	21 401	13 969	21 214	28 144	38 793	(2 816)	31 716
Share of Surplus/Deficit attributable to Associate											
Intercompany/Parent subsidiary transactions											
Surplus/(Deficit) for the year	1	14 681	49 475	27 504	21 401	13 969	21 214	28 144	38 793	(2 816)	31 716

Vote Description	Ref	2021/22	2022/23	2023/24	Current Year 2024/25				2025/26 Medium Term Revenue & Expenditure Framework		
		Audited Outcome	Audited Outcome	Audited Outcome	Original Budget	Adjusted Budget	Full Year Forecast	Pre-audit outcome	Budget Year 2025/26	Budget Year +1 2026/27	Budget Year +2 2027/28
R thousand	1										
Capital expenditure - Vote											
Multi-year expenditure to be appropriated	2										
Vote 15 - BUDGET AND TREASURY (33: CAPEX)		-	-	-	-	-	-	-	-	-	-
Vote 16 - COMMUNITY AND SOCIAL SERV (35: CAPEX)		-	-	-	-	-	-	-	-	-	-
Vote 17 - SPORTS AND RECREATION (36: CAPEX)		-	-	-	-	-	-	-	-	-	-
Vote 18 - PUBLIC SAFETY (38: CAPEX)		-	-	-	-	-	-	-	-	-	-
Vote 19 - ROAD TRANSPORT (39: CAPEX)		-	-	-	-	-	-	-	-	-	-
Vote 20 - WASTE MANAGEMENT (40: CAPEX)		-	-	-	-	-	-	-	-	-	-
Vote 21 - WASTE WATER MANAGEMENT (41: CAPEX)		-	-	-	-	-	-	-	-	-	-
Vote 22 - WATER (42: CAPEX)		-	-	-	-	-	-	-	-	-	-
Vote 23 - ELECTRICITY (43: CAPEX)		-	-	-	-	-	-	-	-	-	-
Vote 10 - ROAD TRANSPORT (19: IE)		-	-	-	-	-	-	-	-	-	-
Vote 11 - WASTE MANAGEMENT (20: IE)		-	-	-	-	-	-	-	-	-	-
Vote 12 - WASTE WATER MANAGEMENT (21: IE)		-	-	-	-	-	-	-	-	-	-
Vote 13 - WATER (22: IE)		-	-	-	-	-	-	-	-	-	-
Vote 14 - ELECTRICITY (23: IE)		-	-	-	-	-	-	-	-	-	-
Vote 15 - BUDGET AND TREASURY (33: CAPEX)		-	-	-	-	-	-	-	-	-	-
Capital multi-year expenditure sub-total	7	-	-	-	-	-	-	-	-	-	-
Single-year expenditure to be appropriated	2										
Vote 15 - BUDGET AND TREASURY (33: CAPEX)		-	-	-	-	-	-	-	139	-	-
Vote 16 - COMMUNITY AND SOCIAL SERV (35: CAPEX)		-	-	-	-	870	870	-	23	-	-
Vote 17 - SPORTS AND RECREATION (36: CAPEX)		-	-	-	-	4 961	5 705	4 796	8 696	-	-
Vote 18 - PUBLIC SAFETY (38: CAPEX)		-	-	-	-	-	-	-	103	-	-
Vote 19 - ROAD TRANSPORT (39: CAPEX)		-	-	-	6 573	752	6 573	597	3 152	4 019	3 049
Vote 20 - WASTE MANAGEMENT (40: CAPEX)		-	-	-	-	-	-	-	-	-	-
Vote 21 - WASTE WATER MANAGEMENT (41: CAPEX)		-	-	-	8 869	7 713	8 869	8 720	17 320	-	14 609
Vote 22 - WATER (42: CAPEX)		-	-	-	7 340	6 382	7 340	1 067	13 828	1 939	16 911
Vote 23 - ELECTRICITY (43: CAPEX)		-	-	-	-	-	-	-	-	2 609	2 727
Capital single-year expenditure sub-total		-	-	-	22 782	20 677	29 357	15 180	43 260	8 567	37 296
Total Capital Expenditure - Vote		-	-	-	22 782	20 677	29 357	15 180	43 260	8 567	37 296
Capital Expenditure - Functional											
Governance and administration		-	-	-	-	-	-	-	162	-	-
Executive and council		-	-	-	-	-	-	-	162	-	-
Finance and administration		-	-	-	-	-	-	-	-	-	-
Internal audit		-	-	-	-	-	-	-	-	-	-
Community and public safety		-	-	-	-	5 831	6 575	4 796	8 799	-	-
Community and social services		-	-	-	-	870	870	-	-	-	-
Sport and recreation		-	-	-	-	4 961	5 705	4 796	8 696	-	-
Public safety		-	-	-	-	-	-	-	103	-	-
Housing		-	-	-	-	-	-	-	-	-	-
Health		-	-	-	-	-	-	-	-	-	-
Economic and environmental services		-	-	-	6 573	752	6 573	597	-	1 986	3 049
Planning and development		-	-	-	-	-	-	-	-	-	-
Road transport		-	-	-	6 573	752	6 573	597	-	1 986	3 049
Environmental protection		-	-	-	-	-	-	-	-	-	-
Trading services		-	-	-	16 209	14 095	16 209	9 787	34 300	6 581	34 247
Energy sources		-	-	-	-	-	-	-	-	2 609	2 727
Water management		-	-	-	7 340	6 382	7 340	1 067	11 177	-	13 913
Waste water management		-	-	-	8 869	7 713	8 869	8 720	20 472	2 034	14 609
Waste management		-	-	-	-	-	-	-	2 651	1 939	2 998
Other		-	-	-	-	-	-	-	-	-	-
Total Capital Expenditure - Functional	3	-	-	-	22 782	20 677	29 357	15 180	43 260	8 567	37 296
Funded by:											
National Government		-	-	-	20 782	18 069	26 487	14 168	31 795	8 567	23 383
Provincial Government		-	-	-	2 000	2 609	2 870	1 012	10 977	-	13 913
District Municipality		-	-	-	-	-	-	-	-	-	-
Transfers and subsidies - capital (monetary allocations) (Nat / Prov / Departm		-	-	-	-	-	-	-	-	-	-
Agencies, Households, Non-profit Institutions, Private Enterprises, Public		-	-	-	-	-	-	-	-	-	-
Corporations, Higher Educ Institutions)		-	-	-	-	-	-	-	-	-	-
Transfers recognised - capital	4	-	-	-	22 782	20 677	29 357	15 180	42 772	8 567	37 296
Borrowing	6	-	-	-	-	-	-	-	488	-	-
Internally generated funds		-	-	-	-	-	-	-	-	-	-
Total Capital Funding	7	-	-	-	22 782	20 677	29 357	15 180	43 260	8 567	37 296

Table A5 – Capital Expenditure Budget by Vote

14.11 Borrowing

The municipality does not have any loans.

WC051 Laingsburg - Supporting Table SA17 Borrowing

Borrowing - Categorised by type	Ref	2021/22	2022/23	2023/24	Current Year 2024/25			2025/26 Medium Term Revenue & Expenditure Framework		
		Audited Outcome	Audited Outcome	Audited Outcome	Original Budget	Adjusted Budget	Full Year Forecast	Budget Year 2025/26	Budget Year +1 2026/27	Budget Year +2 2027/28
R thousand										
Parent municipality										
Annuity and Bullet Loans										
Long-Term Loans (non-annuity)										
Local registered stock										
Instalment Credit										
Financial Leases										
PPP liabilities										
Finance Granted By Cap Equipment Supplier										
Marketable Bonds										
Non-Marketable Bonds										
Bankers Acceptances										
Financial derivatives										
Other Securities										
Municipality sub-total	1	-	-	-	-	-	-	-	-	-
Entities										
Annuity and Bullet Loans										
Long-Term Loans (non-annuity)										
Local registered stock										
Instalment Credit										
Financial Leases										
PPP liabilities										
Finance Granted By Cap Equipment Supplier										
Marketable Bonds										
Non-Marketable Bonds										
Bankers Acceptances										
Financial derivatives										
Other Securities										
Entities sub-total	1	-	-	-	-	-	-	-	-	-
Total Borrowing	1	-	-	-	-	-	-	-	-	-

Unspent Borrowing - Categorised by type										
Parent municipality										
Long-Term Loans (annuity/reducing balance)										
Long-Term Loans (non-annuity)										
Local registered stock										
Instalment Credit										
Financial Leases										
PPP liabilities										
Finance Granted By Cap Equipment Supplier										
Marketable Bonds										
Non-Marketable Bonds										
Bankers Acceptances										
Financial derivatives										
Other Securities										
Municipality sub-total	1	-	-	-	-	-	-	-	-	-
Entities										
Long-Term Loans (annuity/reducing balance)										
Long-Term Loans (non-annuity)										
Local registered stock										
Instalment Credit										
Financial Leases										
PPP liabilities										
Finance Granted By Cap Equipment Supplier										
Marketable Bonds										
Non-Marketable Bonds										
Bankers Acceptances										
Financial derivatives										
Other Securities										
Entities sub-total	1	-	-	-	-	-	-	-	-	-
Total Unspent Borrowing	1	-	-	-	-	-	-	-	-	-

14.12 Transfer and Grants

The municipality is dependent on transfers and grants.

WC051 Laingsburg - Supporting Table SA18 Transfers and grant receipts

Description	Ref	2021/22	2022/23	2023/24	Current Year 2024/25			2025/26 Medium Term Revenue & Expenditure Framework		
		Audited Outcome	Audited Outcome	Audited Outcome	Original Budget	Adjusted Budget	Full Year Forecast	Budget Year 2025/26	Budget Year +1 2026/27	Budget Year +2 2027/28
R thousand										
RECEIPTS:	1, 2									
Operating Transfers and Grants										
National Government:		22 240	23 567	28 923	26 040	26 043	26 040	26 932	26 284	27 465
Equitable Share		18 461	20 139	21 520	22 685	22 685	22 685	23 296	23 924	24 999
Expanded Public Works Programme Integrated Grant		1 898	1 074	1 173	1 209	1 209	1 209	1 385	–	–
Local Government Financial Management Grant		1 881	2 010	2 046	1 800	1 800	1 800	1 900	2 000	2 100
Municipal Infrastructure Grant		–	344	436	346	349	346	351	360	366
National Treasury		–	–	3 748	–	–	–	–	–	–
Provincial Government:		1 844	1 734	1 881	3 657	4 397	4 367	1 282	276	282
(S)GRANT - ALLOCATION IN KIND		–	–	–	–	–	–	–	–	–
(S)GRANT - COMMUNITY WORK (LOCAL GOV)		–	–	–	–	–	–	76	76	76
(S)GRANT - DEPT CULTURE & SPORT		–	–	–	–	–	–	–	–	–
(S)GRANT - FIRE SERVICE CAPACITY BUILDING		–	–	–	557	557	557	–	–	–
(S)GRANT - MAIN ROADS		–	–	–	–	–	–	50	50	56
(S)GRANT - MFRS METER		–	–	–	–	1 000	1 000	–	–	–
(S)GRANT - MUNICIPAL INTERVENTIONS		–	–	–	–	–	–	540	–	–
(S)GRANT - THUSONG SUBMISSION		–	–	–	–	–	–	–	150	150
(S)GRANT - TITLE DEEDS RESTORATION		–	–	–	–	–	–	116	–	–
(S)R:NER - T S - O - MA - PGWC-Infrastructure Elec Masterplan		–	–	–	–	–	–	500	–	–
IR: GRANT - COMMUNITY WORK (LOCAL GOV)		110	95	76	76	76	76	–	–	–
IR: GRANT - DEPT CULTURE SPORT		1 684	1 595	1 619	2 687	1 687	1 687	–	–	–
IR: GRANT - MAIN ROADS		49	43	50	50	230	200	–	–	–
IR: GRANT - WC Fin Man Capability		–	–	–	–	–	–	–	–	–
IR: GRANT - WC MANGMNT SUPPORT GRANT		–	–	–	–	100	100	–	–	–
IR: GRANT WC Mun Intervention		–	–	–	–	–	–	–	–	–
IR: LAINGSBURG NEW BUSINESS PARK PROJECT		–	–	–	–	–	–	–	–	–
IR: NER - T S - O - MA - PG - WC - Other - Grant -		1	–	–	–	460	460	–	–	–
IR: WC - Housing - Human Settlements Grant		–	–	136	–	–	–	–	–	–
R:NER - T S - O - MA - PG - WC - CB Other - Emerge		–	–	–	287	287	287	–	–	–
District Municipality:		400	–	–	–	–	–	–	–	–
IR: GRANT - COVID-19 SKDM		400	–	–	–	–	–	–	–	–
Other grant providers:		79	4 524	1 261	40	50	50	70	75	75
Public Sector SETA		43	53	51	40	50	50	70	75	75
Sustainable Energy Africa		7	–	–	–	–	–	–	–	–
Unspecified		30	4 471	1 210	–	–	–	–	–	–
Total Operating Transfers and Grants	5	24 563	29 825	32 065	29 737	30 490	30 457	28 284	26 635	27 822
Capital Transfers and Grants										
National Government:		12 404	23 887	39 614	20 782	20 782	20 782	36 564	9 852	26 890
Integrated National Electrification Programme Grant		–	–	–	–	–	–	–	3 000	3 136
Municipal Infrastructure Grant		4 908	6 527	13 782	6 573	6 573	6 573	16 673	6 852	6 954
Water Services Infrastructure Grant		7 496	17 360	25 832	14 209	14 209	14 209	19 891	–	16 800
Provincial Government:		500	–	1 896	2 888	7 407	7 407	12 624	–	16 000
(S)GRANT - HUMAN SETTLEMENTS		–	–	–	–	–	–	8 124	–	16 000
(S)GRANT - LIBRARY		–	–	–	–	1 000	1 000	–	–	–
(S)GRANT - WC-WATER RESILIENCE GRANT (WCWRG)		–	–	–	2 000	2 000	2 000	4 500	–	–
IR: GRANT - MUNICIPAL INTERVENTIONS		500	–	86	–	–	–	–	–	–
IR: WC - Housing - Human Settlements Grant		–	–	–	888	4 407	4 407	–	–	–
IR: WC UNFORESEEN RESERVE FUND		–	–	1 810	–	–	–	–	–	–
Total Capital Transfers and Grants	5	12 904	23 887	41 510	23 670	28 189	28 189	49 188	9 852	42 890
TOTAL RECEIPTS OF TRANSFERS & GRANTS		37 467	53 711	73 574	53 407	58 679	58 646	77 472	36 487	70 712

14.13 Municipal Accounts

The municipal bills are according to differentiated households.

WC051 Laingsburg - Supporting Table SA14 Household bills

Description	Ref	2021/22	2022/23	2023/24	Current Year 2024/25			2025/26 Medium Term Revenue & Expenditure Framework			
		Audited Outcome	Audited Outcome	Audited Outcome	Original Budget	Adjusted Budget	Full Year Forecast	Budget Year 2025/26 % incr.	Budget Year 2025/26	Budget Year +1 2026/27	Budget Year +2 2027/28
Rand/cent											
Monthly Account for Household - 'Middle Income Range'	1										
Rates and services charges:											
Property rates		553,00	586,00	671,00	605,00	605,00	605,00	–	641,00	679,00	719,00
Electricity : Basic levy		304,00	348,00	430,00	421,00	421,00	421,00	–	471,00	781,00	874,00
Electricity : Consumption		1 696,00	1 872,00	2 012,00	2 570,00	2 570,00	2 570,00	–	2 879,00	3 224,00	3 611,00
Water: Basic levy		125,00	141,00	157,00	190,00	190,00	190,00	–	206,00	219,00	232,00
Water: Consumption		127,00	133,00	154,00	220,00	220,00	220,00	–	194,00	309,00	327,00
Sanitation		132,00	149,00	157,00	181,00	181,00	181,00	–	194,00	206,00	218,00
Refuse removal		97,00	120,00	134,00	157,00	157,00	157,00	–	166,00	176,00	187,00
Other		–	–	–	–	–	–	–	–	–	–
sub-total		3 034,00	3 349,00	3 715,00	4 344,00	4 344,00	4 344,00	9,4%	4 751,00	5 594,00	6 168,00
VAT on Services		455,00	502,00	557,00	652,00	652,00	652,00	–	713,00	839,00	925,00
Total large household bill:		3 489,00	3 851,00	4 272,00	4 996,00	4 996,00	4 996,00	9,4%	5 464,00	6 433,00	7 093,00
% increase/-decrease		–	10,4%	10,9%	16,9%	–	–	(44,7%)	9,4%	17,7%	10,3%
Monthly Account for Household - 'Affordable Range'	2										
Rates and services charges:											
Property rates		392,00	415,00	475,00	428,00	428,00	428,00	–	454,00	481,00	509,00
Electricity : Basic levy		250,00	303,00	374,00	421,00	421,00	421,00	–	471,00	528,00	591,00
Electricity : Consumption		848,00	900,00	936,00	1 285,00	1 285,00	1 285,00	–	1 439,00	1 612,00	1 806,00
Water: Basic levy		125,00	141,00	157,00	190,00	190,00	190,00	–	206,00	219,00	232,00
Water: Consumption		73,00	79,00	84,00	105,00	105,00	105,00	–	114,00	247,00	262,00
Sanitation		132,00	149,00	157,00	181,00	181,00	181,00	–	194,00	206,00	218,00
Refuse removal		97,00	120,00	134,00	157,00	157,00	157,00	–	166,00	176,00	187,00
Other		–	–	–	–	–	–	–	–	–	–
sub-total		1 917,00	2 107,00	2 317,00	2 767,00	2 767,00	2 767,00	10,0%	3 044,00	3 469,00	3 805,00
VAT on Services		288,00	316,00	348,00	415,00	415,00	415,00	–	457,00	520,00	571,00
Total small household bill:		2 205,00	2 423,00	2 665,00	3 182,00	3 182,00	3 182,00	10,0%	3 501,00	3 989,00	4 376,00
% increase/-decrease		–	9,9%	10,0%	19,4%	–	–	(48,3%)	10,0%	13,9%	9,7%
Monthly Account for Household - 'Indigent' Household receiving free basic services	3										
Rates and services charges:											
Property rates		24,00	26,00	29,00	27,00	27,00	27,00	–	28,00	30,00	32,00
Electricity : Basic levy		250,00	264,00	193,00	238,00	238,00	238,00	–	299,00	335,00	375,00
Electricity : Consumption		254,00	270,00	281,00	386,00	386,00	386,00	–	432,00	484,00	542,00
Water: Basic levy		125,00	141,00	157,00	190,00	190,00	190,00	–	206,00	219,00	232,00
Water: Consumption		15,00	17,00	18,00	30,00	30,00	30,00	–	32,00	34,00	36,00
Sanitation		132,00	149,00	157,00	181,00	181,00	181,00	–	194,00	206,00	218,00
Refuse removal		97,00	120,00	134,00	157,00	157,00	157,00	–	166,00	176,00	187,00
Other		(689,00)	(764,00)	(734,00)	(895,00)	(895,00)	(895,00)	–	(1 009,00)	(1 096,00)	(1 192,00)
sub-total		208,00	223,00	235,00	314,00	314,00	314,00	10,8%	348,00	388,00	430,00
VAT on Services		31,00	33,00	35,00	47,00	47,00	47,00	–	52,00	58,00	64,00
Total small household bill:		239,00	256,00	270,00	361,00	361,00	361,00	10,8%	400,00	446,00	494,00
% increase/-decrease		–	7,1%	5,5%	33,7%	–	–	(67,9%)	10,8%	11,5%	10,8%

WC051 Laingsburg - Supporting Table SA14 Household bills

15 Performance Management

This Chapter deals with the implementation and monitoring of the IDP projects and programs aimed at achieving the vision and objectives of the municipality as set out in this document. The IDP and Budget are implemented through a Service Delivery and Budget Implementation Plan (SDBIP). The Top Layer SDBIP is used as a scorecard to measure, monitor, evaluate and report on institutional performance (monthly, quarterly, bi-annual and annual basis). The Departmental SDBIP measures the performance of the departments and performance agreements and plans are used to measure the performance of employees.

15.3 Performance Management System

The Performance Management System implemented at Laingsburg Municipality is intended to provide a comprehensive, step by step planning system that helps the municipality to manage the process of performance planning and measurement effectively. The PM System serves as primary mechanism to monitor, review and improve the implementation of the municipality IDP and eventually the budget. The performance management policy framework was approved by Council which provided for performance implementation, monitoring and evaluation at organizational as well as individual levels. The Performance Management Framework of the Municipality is reflected in the diagram below:

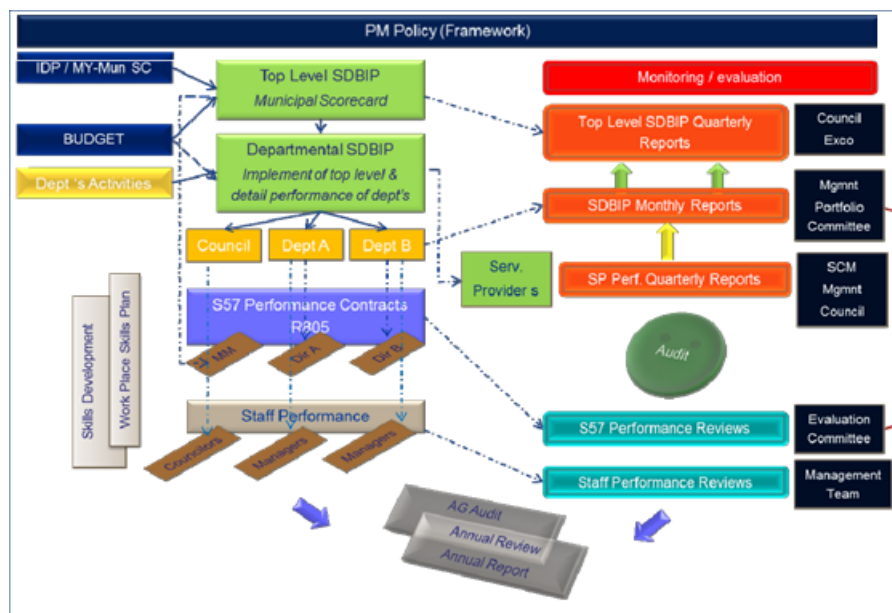


Figure 11.1: Performance Management system

15.4 Organizational Level

The organizational performance of the municipality is evaluated by means of a municipal scorecard (Top Layer SDBIP) at organizational level and through the service delivery budget implementation plan (SDBIP) at directorate and departmental levels. The Top Layer SDBIP set out consolidated service delivery targets and provides an overall picture of performance for the municipality as a whole, reflecting performance on its strategic priorities.

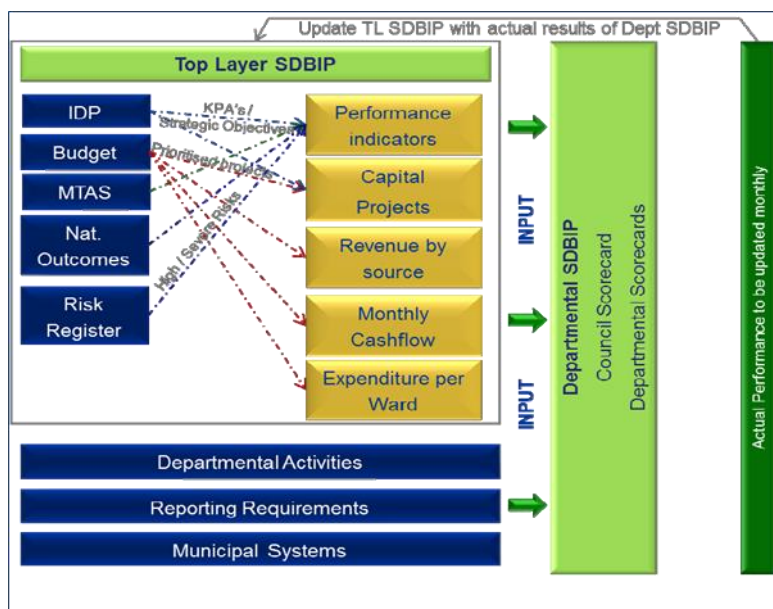


Figure 11.2: Organizational Performance

The departmental SDBIP capture the performance of each defined department which reflects on the strategic priorities of the municipality. The SDBIP provides detail of each outcome for which the senior management is responsible for, in other words a comprehensive picture of the performance of that directorate/sub-directorate.

15.5 Individual Level

The municipality is in process of implementing a performance management system for all staff. This has led to a specific focus on service delivery and means that:

- Each manager has to develop a scorecard which is based on the balanced scorecard model.
- At the beginning of each financial year all the senior managers (Section 57 employees) sign Performance Agreements.

15.6 Key Performance Indicators (KPIs)

Section 38 (a) of the Systems Act requires Municipalities to set appropriate key performance indicators as a yardstick for measuring performance, including outcomes and impact, with regard to the community development priorities and objectives set out in its Integrated Development Plan. Section 9 (1) of the Regulations to this Act maintains in this regard, that a Municipality must set key performance indicators, including input indicators, output indicators and outcome indicators in respect of each of the development priorities and objectives.

Every year, as required by Section 12 (1) of the Regulations to the Systems Act, the Municipality also set performance targets for each of the key performance indicators. The IDP process and the performance management process are therefore seamlessly integrated.

15.7 Performance Reporting

Performance is reported on a regular basis and it includes the evaluation of performance, the identification of poor performance and corrective actions to improve performance.

15.8 Quarterly Reports

Reports on the performance in terms of the Top Level SDBIP are generated from the system and submitted to Council. This report is published on the municipal website on a quarterly basis.

15.9 Mid-Year Assessment

The performance of the first 6 months of the financial year should be assessed and reported on in terms of section 72 of the MFMA. This assessment must include the measurement of performance, the identification of corrective actions and recommendations for the adjustments of KPI's, if necessary. The format of the report must comply with the section 72 requirements. This report is submitted to Council for approval before 25 January of each year and published on the municipal website.

15.10 Performance Report

In terms of section 46(1)(a) a municipality must prepare for each financial year a performance report reflecting the municipality's and any service provider's performance during the financial year, including comparison with targets of and with performance in the previous financial year. Strategic performance indicates how well the municipality is meeting its objectives and which policies and processes are working.

15.11 The IDP and the Budget

The draft Amended IDP and the budget for 2022/27 Implementation 2024/2025 Year 3 amendment will be tabled to Council on 27 March 2025. The IDP process and the performance management process are integrated. The IDP fulfills the planning stage of performance management. Performance management in turn, fulfills the implementation management, monitoring and evaluation of the IDP.

15.12 The Service Delivery Budget Implementation Plan

The organizational performance is evaluated by means of a municipal scorecard (Top Layer SDBIP) at organizational level and through the service delivery budget implementation plan (SDBIP) at directorate levels.

15.13 The municipal scorecard (Top Layer SDBIP)

The municipal scorecard (Top Layer SDBIP) consolidate service delivery targets set by Council / senior management and provide an overall picture of performance for the municipality as a whole, reflecting performance on its strategic priorities.

15.14 Actual Performance

The performance is monitored and evaluated via the SDBIP system. The web-based system sent automated e-mails to the users of the system as a reminder to all staff responsible for updating their actual performance against key performance indicator targets every month for the previous months' performance. The Top Layer (strategic) SDBIP is the municipality's strategic plan and shows the strategic alignment between the different documents, IDP, Budget and Performance Agreements. In the paragraphs below the performance achieved is illustrated against the Top Layer SDBIP according to the IDP (strategic) objectives.

The following table explains the method by which the overall assessment of actual performance against targets set for the key performance indicators (KPI's) of the SDBIP is measured:

Category	Colour	Explanation
KPI Not Yet Measured	n/a	KPI's with no targets or actuals in the selected period
KPI Not Met	R	0% > = Actual/Target < 75%
KPI Almost Met	O	75% > = Actual/Target < 100%
KPI Met	G	Actual/Target = 100%
KPI Well Met	G2	100% > Actual/Target < 150%
KPI Extremely Well Met	B	Actual/Target > = 150%

SDBIP Measurement Categories

Table 11.1: KPI Measurements

The municipality show an improvement in Performance Monitoring for the last two years. Down scaling performance from the top level started in 2025 /26 financial year and the municipality want to improve on it to achieve performance and organizational excellence. The municipality are recorded in the 1PSS system to be still the compliance phase but must start moving into the excellence phase.

15.15 Key Performance indicators

Pre-determined Objectives	Municipal KPA	KPI	Clyde to Date				
			Year 1	Year 2	Year 3	Year 4	Year 5
Developing a safe, clean, healthy and sustainable environment for communities	Environmental & Spatial Development	Implement IDP-approved greening and cleaning initiatives by 30 June	1	1	1	1	1
Promote local economic development	Local Economic Development	Host events as identified in the IDP in support of promotion of LED within the Municipal area by 30 June	3	3	3	3	3
To create an institution with skilled employees to provide a professional service to its clientele guided by municipal values	Institutional Transformation	Develop a Risk Based Audit Plan and submit to the audit committee for consideration by 30 June	1	1	1	1	1
To create an institution with skilled employees to provide a professional service to its clientele guided by municipal values	Institutional Transformation	People employed from employment equity target groups in the three highest levels of management in compliance with a municipality's approved employment equity plan	1	1	1	1	1
Promote local economic development	Local Economic Development	Assist SMME's with business and/or CIDB registration by 30 June	4	4	4	4	4
To create an institution with skilled employees to provide a professional service to its clientele guided by municipal values	Institutional Transformation	The Top Layer SDBIP is approved by the Mayor within 28 days after the Main Budget has been approved	1	1	1	1	1
To create an institution with skilled employees to provide a professional service to its clientele guided by municipal values	Institutional Transformation	Annual Review of IDP and approved by Council before the end of May	1	1	1	1	1
To create an institution with skilled employees to provide a professional service to its clientele guided by municipal values	Institutional Transformation	Submit final Annual Report and oversight report of council before legislative deadline	1	1	1	1	1
Effective Maintenance and manage of municipal assets and natural resources	Basic Service Delivery	Limit the % electricity unaccounted for to less than 10% by 30 June [(Number of Electricity Units Purchased - Number of Electricity Units Sold) / Number of Electricity Units Purchased] × 100]	6.9%	0%	0%	10%	10%

Effective Maintenance and manage of municipal assets and natural resources	Basic Service Delivery	Percentage of the total approved repair and maintenance budget spent by 30 June [(Actual amount spent on repair and maintenance of assets/ Total amount budgeted for asset repair and maintenance) x100]	80%	80%	80%	80%	80%
Create an environment conducive for economic development	Local Economic Development	Create job opportunities through EPWP projects by 30 June	50	50	50	50	50
Effective Maintenance and manage of municipal assets and natural resources	Basic Service Delivery	Obtained compliance of waste water discharge quality in terms of Green Drop Requirements for Effluent Quality Compliance by 30 June	91%	91%	91%	91%	91%
Effective Maintenance and manage of municipal assets and natural resources	Basic Service Delivery	Limit the % water unaccounted for to less than 30% by 30 June [(Number of Kilolitres Water Purchased or Purified - Number of Kilolitres Water Sold) / (Number of Kilolitres Water Purchased or Purified) × 100	33.35%	0	0	0	30
Effective Maintenance and manage of municipal assets and natural resources	Basic Service Delivery	Obtain compliance of water quality in terms of SANS 241 - Water Quality criteria by 30 June	95%	0%	0%	95%	95%
Provision of infrastructure to deliver improved services to all residents and business	Basic Service Delivery	Number of formal residential properties connected to the municipal electrical infrastructure network (Laingsburg credit and pre-paid electrical meters) (Excluding Eskom areas) as at 30 June	863	961	961	896	896
Provision of infrastructure to deliver improved services to all residents and business	Basic Service Delivery	Number of formal residential properties that receive piped water(credit and prepaid water metering) that is connected to the municipal water infrastructure network and billed for as at 30 June	1336	1238	1238	1336	1336
Improve the standards of living of all people in Laingsburg	Social Development	Provide 50kwh free basic electricity to registered indigent accountholders in terms of the equitable share requirements (excluding ESKOM area) as at 30 June	464	391	391	456	456
Improve the standards of living of all people in Laingsburg	Social Development	Provide free 6kl water to indigent households	537	527	527	580	580
Provision of infrastructure to deliver improved services to all residents and business	Basic Service Delivery	The percentage of the municipal capital budget actually spent on capital projects by 30 June (Actual amount spent on capital projects /Total amount budgeted for capital projects) X100 by 30 June	95%	95%	95%	95%	95%
To create an institution with skilled employees to provide a professional service to its clientele guided by municipal values	Institutional Transformation	Percentage of municipality's personnel budget actually spent on training by 30 June 2019 ((Total Actual Training Expenditure/ Total personnel Budget) x100))	1%	1%	1%	1%	1%
To achieve financial viability in order to render affordable services to residents	Financial Viability	Financial viability measured in terms of the municipality's ability to meet its service debt obligations at 30 June {Debt to Revenue (Short Term Borrowing + Bank Overdraft + Short Term Lease + Long Term Borrowing + Long Term Lease) / Total Operating Revenue - Operating Conditional Grant}	40%	40%	40%	40%	40%

To achieve financial viability in order to render affordable services to residents	Financial Viability	Financial viability measured in % in terms of the total amount of outstanding service debtors in comparison with total revenue received for services at 30 June {Net Service debtors to revenue – (Total outstanding service debtors minus provision for bad debt)/(revenue received for services) x100}	80%	80%	80%	80%	80%
To achieve financial viability in order to render affordable services to residents	Financial Viability	Financial viability measured in terms of the available cash to cover fixed operating expenditure at 30 June 2016 {Cost coverage ((Cash and Cash Equivalents - Unspent Conditional Grants - Overdraft) + Short Term Investment) / Monthly Fixed Operational Expenditure excluding (Depreciation, Amortization, and Provision for Bad Debts, Impairment and Loss on Disposal of Assets))}	0.35	0.35	0.35	0.35	0.35
To create an institution with skilled employees to provide a professional service to its clientele guided by municipal values	Financial Viability	Limit vacancy rate to less than 5% of budgeted posts by 30 June [(Number of funded posts vacant / total number of funded posts) x100]	0%	5%	0%	5%	5%
To achieve financial viability in order to render affordable services to residents	Financial Viability	Collect percentage of financial years billed revenue by 30 June {Debtors payments received during period/Billed Revenue for period x 100}	60%	60%	60%	60%	60%
To achieve financial viability in order to render affordable services to residents	Financial Viability	Operational conditional grant spending measured by the percentage (%) spent	90%	90%	90%	90%	90%
To achieve financial viability in order to render affordable services to residents	Financial Viability	Capital conditional grant spending measured by the percentage (%) spent	90%	90%	90%	90%	90%
To achieve financial viability in order to render affordable services to residents	Financial Viability	The main budget is approved by Council by the legislative deadline	1	1	1	1	1
To achieve financial viability in order to render affordable services to residents	Financial Viability	The adjustment budget is approved by Council by the legislative deadline	1	1	1	1	1
Provision of infrastructure to deliver improved services to all residents and business	Basic Service Delivery	Number of formal residential properties for which refuse is removed once per week as at 30 June	1346	1397	1397	1341	1341
Improve the standards of living of all people in Laingsburg	Social and Community Development	Provide free basic refuse removal to registered indigent accountholders in terms of the equitable share requirements as at 30 June	753	536	536	580	580
Provision of infrastructure to deliver improved services to all residents and business	Basic Service Delivery	Number of formal residential properties connected to the municipal waste water sanitation/sewerage network for sewerage service, irrespective of the number of water closets (toilets) as at 30 June	1296	1329	1329	1294	1294
Improve the standards of living of all people in Laingsburg	Social and Community Development	Provide free basic sanitation to registered indigent accountholders in terms of the equitable share requirements as at 30 June	731	520	520	580	580

16 Strategic Alignment

The budget and IDP must be aligned to ensure the implementation of the IDP to achieve organizational excellence.

WC051 Laingsburg - Supporting Table SA4 Reconciliation of IDP strategic objectives and budget (revenue)

Strategic Objective				Goal	Goal Code	Ref	2021/22	2022/23	2023/24	Current Year 2024/25			2025/26 Medium Term Revenue & Expenditure Framework		
							Audited Outcome	Audited Outcome	Audited Outcome	Original Budget	Adjusted Budget	Full Year Forecast	Budget Year 2025/26	Budget Year +1 2026/27	Budget Year +2 2027/28
R thousand															
Provision of infrastructure to deliver improved services to all residents and businesses				Function:Energy Sources:Core	290		-	-	-	-	-	-	1 861	1 955	2 072
Effective maintenance and management of municipal assets and natural resources				Function:Electricity											
				Function:Finance and Administration:Core	320							(2 155)	(2 327)	(2 516)	
Municipal Support				Function:Property Services											
				Function:Energy Sources:Core	200							(3 048)	(2 240)	(4 146)	
				Function:Electricity											
Long Term Financial Plan				Function:Finance and Administration:Core	210							(55 158)	(26 207)	(42 105)	
				Function:Property Services											
Provision of infrastructure to deliver improved services to all residents and businesses				Function:Waste Water Management:Core	270							(4 838)	(5 128)	(5 436)	
				Function:Sewerage											
Provision of infrastructure to deliver improved services to all residents and businesses				Function:Waste Management:Core	410							(5 346)	(5 693)	(6 092)	
				Function:Solid Waste Removal											
Provision of infrastructure to deliver improved services to all residents and businesses				Function:Waste Water Management:Core	270							(875)	(927)	(983)	
				Function:Sewerage											
Developing a safe, clean, healthy and sustainable environment for communities				Function:Housing:Non-core	390							(9)	(9)	(9)	
				Function:Housing											
Provision of infrastructure to deliver improved services to all residents and businesses				Function:Water Management:Core	280							(244)	(258)	(274)	
				Function:Water Distribution											
Provision of infrastructure to deliver improved services to all residents and businesses				Function:Road Transport:Core	260							(50)	(50)	(56)	
				Function:Roads											
Provision of infrastructure to deliver improved services to all residents and businesses				Function:Waste Management:Core	410							(180)	(192)	(205)	
				Function:Solid Waste Removal											
Long Term Financial Plan				Function:Finance and Administration:Core	210							(6 518)	(6 946)	(7 383)	
				Function:Property Services											
Provision of infrastructure to deliver improved services to all residents and businesses				Function:Energy Sources:Core	290							(101)	(107)	(114)	
				Function:Electricity											
Provision of infrastructure to deliver improved services to all residents and businesses				Function:Waste Water Management:Core	270							(154)	(163)	(173)	
				Function:Sewerage											
Provision of infrastructure to deliver improved services to all residents and businesses				Function:Waste Management:Core	410							(318)	(339)	(362)	
				Function:Solid Waste Removal											
To create an institution with skilled employees to provide a professional service to its clientele guided by municipal values				Function:Finance and Administration:Core	220							(48)	(52)	(56)	
				Function:Administrative and Corporate Support											
Provision of infrastructure to deliver improved services to all residents and businesses				Function:Waste Management:Core	410							784	835	894	
				Function:Solid Waste Removal											
Provision of infrastructure to deliver improved services to all residents and businesses				Function:Water Management:Core	280							1 283	1 360	1 441	
				Function:Water Distribution											
Provision of infrastructure to deliver improved services to all residents and businesses				Function:Waste Water Management:Core	270							875	927	983	
				Function:Sewerage											
Allocations to other priorities						2									
Total Revenue (excluding capital transfers and contributions)						1	-	-	-	-	-	-	(74 238)	(45 562)	(64 520)

**WC051 Laingsburg - Supporting Table SA5 Reconciliation of IDP
strategic objectives and budget (operating expenditure)**

Strategic Objective	Goal	Goal Code	Ref	2021/22	2022/23	2023/24	Current Year 2024/25			2025/26 Medium Term Revenue & Expenditure Framework		
				Audited Outcome	Audited Outcome	Audited Outcome	Original Budget	Adjusted Budget	Full Year Forecast	Budget Year 2025/26	Budget Year +1 2026/27	Budget Year +2 2027/28
R thousand												
Provision of infrastructure to deliver improved services to all residents and businesses Provision of infrastructure to deliver improved services to all residents and businesses Provision of infrastructure to deliver improved services to all residents and businesses Improve the living environment of all people in Laingsburg Improve the living environment of all people in Laingsburg To create an institution with skilled employees to provide a professional service to its clientele guided by municipal values Long Term Financial Plan Effective maintenance and management of municipal assets and natural resources Developing a safe: clean: healthy and sustainable environment	Function:Water Management:Core Function:Water Distribution	280		–	–	–	–	–	–	116 ⁴	4 230	4 348
	Function:Road Transport:Core Function:Roads	260								50	50	50
	Function:Waste Management:Core Function:Solid Waste Removal	410								266 ⁴	4 303	4 412
	Function:Executive and Council:Core Function:Mayor and Council	300								015 ⁴	4 207	4 389
	Function:Executive and Council:Core Function:Municipal Manager: Town Secretary and Chief Executive	310								212	215	217
	Function:Finance and Administration:Core Function:Administrative and Corporate Support	220								594	623	652
	Function:Finance and Administration:Core Function:Property Services	210								030 ¹	1 089	1 154
	Function:Finance and Administration:Core Function:Property Services	320								265	279	293
	Function:Sport and Recreation:Core Function:Sports Grounds and Stadiums	380								106	111	116

for communities											
Promote local economic development	Function:Other:Core Function:Tourism	330							86	94	97
Developing a safe: clean: healthy and sustainable environment for communities	Function:Community and Social Services:Core Function:Cemeteries: Funeral Parlours and Crematoriums	350							46	47	47
Improve the living environment of all people in Laingsburg	Function:Community and Social Services:Core Function:Libraries and Archives	360							120	97	100
Promote local economic development	Function:Other:Core Function:Air Transport	370							15	16	17
Municipal Support	Function:Other:Core Function:Air Transport	230							566	1 628	636
Provision of infrastructure to deliver improved services to all residents and businesses	Function:Energy Sources:Core Function:Electricity	290							409	19 19 832	20 812
Developing a safe: clean: healthy and sustainable environment for communities	Function:Housing:Non-core Function:Housing	390							7	7	7
Developing a safe: clean: healthy and sustainable environment for communities	Function:Public Safety:Core Function:Fire Fighting and Protection	400							20	21	22
Provision of infrastructure to deliver improved services to all residents and businesses	Function:Waste Water Management:Core Function:Sewerage	270							762	2 2 818	2 876
Municipal Support	Function:Public Safety:Core Function:Police Forces Traffic and Street Parking Control	240							371	27 28 732	30 183
To create an institution with skilled employees to provide a professional service to its clientele guided by	Function:Finance and Administration:Core Function:Administrative and Corporate Support	220							756	5 5 683	5 938

municipal values												
Long Term Financial Plan	Function:Finance and Administration:Core Function:Property Services	210							668	7	7 339	7 259
Provision of infrastructure to deliver improved services to all residents and businesses	Function:Road Transport:Core Function:Roads	260							121	1	1 155	1 189
Provision of infrastructure to deliver improved services to all residents and businesses	Function:Road Transport:Core Function:Roads	260							455	3	3 499	3 544
Municipal Support	Function:Energy Sources:Core Function:Electricity	200							575	1	1 650	1 700
Provision of infrastructure to deliver improved services to all residents and businesses	Function:Energy Sources:Core Function:Electricity	290							519		540	561
Improve the living environment of all people in Laingsburg	Function:Executive and Council:Core Function:Mayor and Council	300							188		196	204
Improve the living environment of all people in Laingsburg	Function:Executive and Council:Core Function:Municipal Manager: Town Secretary and Chief Executive	310							733	(2	(2 843)	(2 956)
Provision of infrastructure to deliver improved services to all residents and businesses	Function:Road Transport:Core Function:Roads	260							710	4	4 898	5 094
Municipal Support	Function:Public Safety:Core Function:Police Forces Traffic and Street Parking Control	240							734	2	2 844	2 957
Developing a safe: clean: healthy and sustainable environment for communities	Function:Sport and Recreation:Core Function:Sports Grounds and Stadiums	380							48		50	52
Improve the living environment of all people in Laingsburg	Function:Community and Social Services:Core Function:Libraries and Archives	360							908		945	982

Developing a safe: clean: healthy and sustainable environment for communities	Function:Community and Social Services:Core Function:Cemeteries: Funeral Parlours and Crematoriums	350						34	35	36
Developing a safe: clean: healthy and sustainable environment for communities	Function:Planning and Development:Core Function:Corporate Wide Strategic Planning (IDPs: LEDs)	340						506	526	547
Promote local economic development	Function:Other:Core Function:Air Transport	370						9	9	10
Municipal Support	Function:Other:Core Function:Air Transport	230						225	234	243
Developing a safe: clean: healthy and sustainable environment for communities	Function:Public Safety:Core Function:Fire Fighting and Protection	400						78	81	84
To create an institution with skilled employees to provide a professional service to its clientele guided by municipal values	Function:Finance and Administration:Core Function:Administrative and Corporate Support	220						764) ⁽³⁾	(3 914)	(4 071)
Provision of infrastructure to deliver improved services to all residents and businesses	Function:Road Transport:Core Function:Roads	260						(179)	(186)	(193)
Provision of infrastructure to deliver improved services to all residents and businesses	Function:Water Management:Core Function:Water Distribution	280						241 ³	3 370	3 505
Developing a safe: clean: healthy and sustainable environment for communities	Function:Housing:Non-core Function:Housing	390						7	7	7
Promote local economic development	Function:Other:Core Function:Tourism	330						3	3	3
Effective maintenance and management of municipal assets and	Function:Finance and Administration:Core Function:Property Services	320						122	128	134

natural resources											
Improve the living environment of all people in Laingsburg	Function:Community and Social Services:Core Function:Libraries and Archives	360							6	6	7
To create an institution with skilled employees to provide a professional service to its clientele guided by municipal values	Function:Finance and Administration:Core Function:Administrative and Corporate Support	220							3	3	3
Municipal Support	Function:Other:Core Function:Air Transport	230							5	5	6
Municipal Support	Function:Other:Core Function:Air Transport	230							2	2	2
Developing a safe: clean: healthy and sustainable environment for communities	Function:Public Safety:Core Function:Fire Fighting and Protection	400							22	23	24
Developing a safe: clean: healthy and sustainable environment for communities	Function:Public Safety:Core Function:Fire Fighting and Protection	400							80	84	88
Municipal Support	Function:Public Safety:Core Function:Police Forces Traffic and Street Parking Control	240							150	158	165
Provision of infrastructure to deliver improved services to all residents and businesses	Function:Road Transport:Core Function:Roads	260							30	32	33
Provision of infrastructure to deliver improved services to all residents and businesses	Function:Energy Sources:Core Function:Electricity	290							150	158	165
Provision of infrastructure to deliver improved services to all residents and businesses	Function:Road Transport:Core Function:Roads	260							120	126	132

Provision of infrastructure to deliver improved services to all residents and businesses	Function:Road Transport:Core Function:Roads	260						25	26	28
Provision of infrastructure to deliver improved services to all residents and businesses	Function:Waste Management:Core Function:Solid Waste Removal	410						12	13	13
Provision of infrastructure to deliver improved services to all residents and businesses	Function:Waste Management:Core Function:Solid Waste Removal	410						200	210	221
Provision of infrastructure to deliver improved services to all residents and businesses	Function:Waste Water Management:Core Function:Sewerage	270						25	26	28
Provision of infrastructure to deliver improved services to all residents and businesses	Function:Waste Water Management:Core Function:Sewerage	270						135	120	126
Provision of infrastructure to deliver improved services to all residents and businesses	Function:Waste Water Management:Core Function:Sewerage	270						25	26	28
Provision of infrastructure to deliver improved services to all residents and businesses	Function:Road Transport:Core Function:Roads	260						25	26	28
Provision of infrastructure to deliver improved services to all residents and businesses	Function:Waste Water Management:Core Function:Sewerage	270						90	95	99
Provision of infrastructure to deliver improved services to all residents and businesses	Function:Water Management:Core Function:Water Distribution	280						85	89	94

Provision of infrastructure to deliver improved services to all residents and businesses	Function:Water Management:Core Function:Water Distribution	280						250	100	105
Provision of infrastructure to deliver improved services to all residents and businesses	Function:Water Management:Core Function:Water Distribution	280						60	63	66
Provision of infrastructure to deliver improved services to all residents and businesses	Function:Energy Sources:Core Function:Electricity	290						150	158	165
Provision of infrastructure to deliver improved services to all residents and businesses	Function:Energy Sources:Core Function:Electricity	290						270	200	210
Provision of infrastructure to deliver improved services to all residents and businesses	Function:Energy Sources:Core Function:Electricity	290						20	21	22
Provision of infrastructure to deliver improved services to all residents and businesses	Function:Energy Sources:Core Function:Electricity	290						0	2 586	2 704
Provision of infrastructure to deliver improved services to all residents and businesses	Function:Energy Sources:Core Function:Electricity	290						10	11	11
Municipal Support	Function:Public Safety:Core Function:Police Forces Traffic and Street Parking Control	240						684	718	750
Improve the living environment of all people in Laingsburg	Function:Community and Social Services:Core Function:Libraries and Archives	360						152	160	167
Improve the living environment of all people in Laingsburg	Function:Executive and Council:Core Function:Mayor and Council	300						461 ¹	1 534	1 603

Provision of infrastructure to deliver improved services to all residents and businesses	Function:Energy Sources:Core Function:Electricity	290							671	700	729
Provision of infrastructure to deliver improved services to all residents and businesses	Function:Waste Management:Core Function:Solid Waste Removal	410							165	1 216	1 264
To create an institution with skilled employees to provide a professional service to its clientele guided by municipal values	Function:Finance and Administration:Core Function:Administrative and Corporate Support	220							468	1 531	1 592
Long Term Financial Plan	Function:Finance and Administration:Core Function:Property Services	210							287	8 550	8 945
Provision of infrastructure to deliver improved services to all residents and businesses	Function:Road Transport:Core Function:Roads	260							061	6 356	6 640
Improve the living environment of all people in Laingsburg	Function:Executive and Council:Core Function:Municipal Manager: Town Secretary and Chief Executive	310							923	2 3 018	3 125
Improve the living environment of all people in Laingsburg	Function:Community and Social Services:Core Function:Libraries and Archives	360							060	1 113	1 163
Developing a safe: clean: healthy and sustainable environment for communities	Function:Planning and Development:Core Function:Corporate Wide Strategic Planning (IDPs: LEDs)	340							839	881	920
Municipal Support	Function:Public Safety:Core Function:Police Forces Traffic and Street Parking Control	240							591	3 3 770	3 927
Provision of infrastructure to deliver improved services to all residents and businesses	Function:Road Transport:Core Function:Roads	260							908	2 2 680	2 429
Provision of infrastructure to deliver improved	Function:Waste Water Management:Core Function:Sewerage	270							368	1 1 435	1 499

services to all residents and businesses											
Promote local economic development	Function:Other:Core Function:Tourism	330							231	242	252
Provision of infrastructure to deliver improved services to all residents and businesses	Function:Water Management:Core Function:Water Distribution	280							066 ²	2 167	2 263
Municipal Support	Function:Other:Core Function:Air Transport	230							204	213	222
Long Term Financial Plan	Function:Finance and Administration:Core Function:Property Services	210							0	0	0
Long Term Financial Plan	Function:Finance and Administration:Core Function:Property Services	210							0	0	0
Long Term Financial Plan	Function:Finance and Administration:Core Function:Property Services	210							500	500	500
Long Term Financial Plan	Function:Finance and Administration:Core Function:Property Services	210							50	50	50
Long Term Financial Plan	Function:Finance and Administration:Core Function:Property Services	210							65	65	65
Long Term Financial Plan	Function:Finance and Administration:Core Function:Property Services	210							195	195	195
Long Term Financial Plan	Function:Finance and Administration:Core Function:Property Services	210							834	917	1 003
Long Term Financial Plan	Function:Finance and Administration:Core Function:Property Services	210							116	115	115
Provision of infrastructure to deliver improved services to all residents and businesses	Function:Road Transport:Core Function:Roads	260							351	360	366
Allocations to other priorities											
Total Expenditure			1	-	-	-	-	-	131 484	136 498	141 611

WC051 Laingsburg - Supporting Table SA6 Reconciliation of IDP strategic objectives and budget (capital expenditure)

Strategic Objective	Goal	Goal Code	Ref	2021/22	2022/23	2023/24	Current Year 2024/25			2025/26 Medium Term Revenue & Expenditure Framework		
				Audited Outcome	Audited Outcome	Audited Outcome	Original Budget	Adjusted Budget	Full Year Forecast	Budget Year 2025/26	Budget Year +1 2026/27	Budget Year +2 2027/28
R thousand												
Provision of infrastructure to deliver improved services to all residents and businesses	Function: Road Transport: Core Function: Roads	260		-	-	-	-	-	-	0	1 986	3 049
Provision of infrastructure to deliver improved services to all residents and businesses	Function: Water Management: Core Function: Water Distribution	280		-	-	-	-	-	-	7 064	-	13 913
Provision of infrastructure to deliver improved services to all residents and businesses	Function: Energy Sources: Core Function: Electricity	290		-	-	-	-	-	-	0	2 609	2 727
Municipal Support	Function: Waste Water Management: Core Function: Sewerage	250		-	-	-	-	-	-	3 152	2 034	-
Provision of infrastructure to deliver improved services to all residents and businesses	Function: Waste Water Management: Core Function: Sewerage	270		-	-	-	-	-	-	17 297	-	14 609
Municipal Support	Function: Other: Core Function: Air Transport	230		-	-	-	-	-	-	8 696	-	-
Provision of infrastructure to deliver improved services to all residents and businesses	Function: Water Management: Core Function: Water Distribution	280		-	-	-	-	-	-	3 913	-	-
Municipal Support	Function: Energy Sources: Core Function: Electricity	200		-	-	-	-	-	-	2 651	1 939	2 998
To create an institution with skilled employees to provide a professional service to its clientele guided by municipal values	Function: Finance and Administration: Core Function: Administrative and	220		-	-	-	-	-	-	6	-	-
To create an institution with skilled employees to provide a professional service to its clientele guided by municipal values	Function: Finance and Administration: Core Function: Administrative and	220								17	-	-
Municipal Support	Function: Public Safety: Core Function: Police Forces Traffic and Street Parking Control	240								80	-	-
Municipal Support	Function: Public Safety: Core Function: Police Forces Traffic and Street Parking Control	240								23	-	-
Long Term Financial Plan	Function: Finance and Administration: Core Function: Property Services	210								139	-	-
Provision of infrastructure to deliver improved services to all residents and businesses	Function: Water Management: Core Function: Water Distribution	280								200	-	-
Provision of infrastructure to deliver improved services to all residents and businesses	Function: Waste Water Management: Core Function: Sewerage	270								23	-	-
		P										
Allocations to other priorities			3									
Total Capital Expenditure			1	-	-	-	-	-	-	43 280	8 567	37 296

17. Disaster Management

The dedicated Disaster management official is Mr. Neil Hendrikse with cross functional influences within disaster management. Laingsburg Municipality in cooperation with the Central Karoo District municipality play a pro-active role in risk reduction to serve the communities as well as damage to property, environment and infrastructure in this area of responsibility. Disaster Management focus on Hazards, Risk Identification, Risk Assessment, Risk Reduction, Mitigation Measures, Risk Response and Recovery. Risk reduction programs must be support by the budget of each municipality it is of outmost important that specific risks form part of the daily planning through the IDP. This will help to provide democratic and accountable government but will also ensure service delivery in a sustainable manner.

The Disaster Management Act (sec 53) stipulates that each Municipality must prepare a Disaster Management Plan/Framework for its area according to the circumstances prevailing in the area, after consulting with the District Municipality and other Local Municipalities within the area of the district Municipality.

The formulation and implementation of a Disaster Management Plan forms part of the Municipality's IDP process. The purpose of this Disaster Management Plan [Disaster Management Act 57 Sect 53 (2)] is to ensure that there is Disaster Management at all times enhancing the Municipality's ability to prevent and to deal with disasters and to avoid development that is considered high risk in terms of the potential for disasters.

According to Section 152 and 153 of the Constitution a municipality must give priority to the basic needs of the community, and must promote the social and economic development of communities. Integrated development planning is supportive to the Constitution and further relevant and regulated by other legislation namely:

- Local Government Demarcation Act 27 of 1998
- Municipal Structures Act of 1998
- Municipal Systems Act 32 of 2000
- Municipal Finance Management Act 56 of 2003
- Municipal Property Rates Act 6 of 2004
- Disaster Management Act 57 of 2002
- Intergovernmental Relations Framework Act 13 of 2005. At the end of the day the Integrated Development Plan must give a long-term vision to each municipality which can be achieved with a proper risk assessment in the area of responsibility.

As mentioned, the fact is that this chapter is about Risks in the Central Karoo. It cannot be assuming that every hazard is a risk and therefore a proper risk assessment was done for the municipality. To determine such a risk, it must be measured by a formula to compare all the risks and priorities them to do good planning for the IDP.

The Formula that we use is:

The following diagram will give a better understanding of this process:

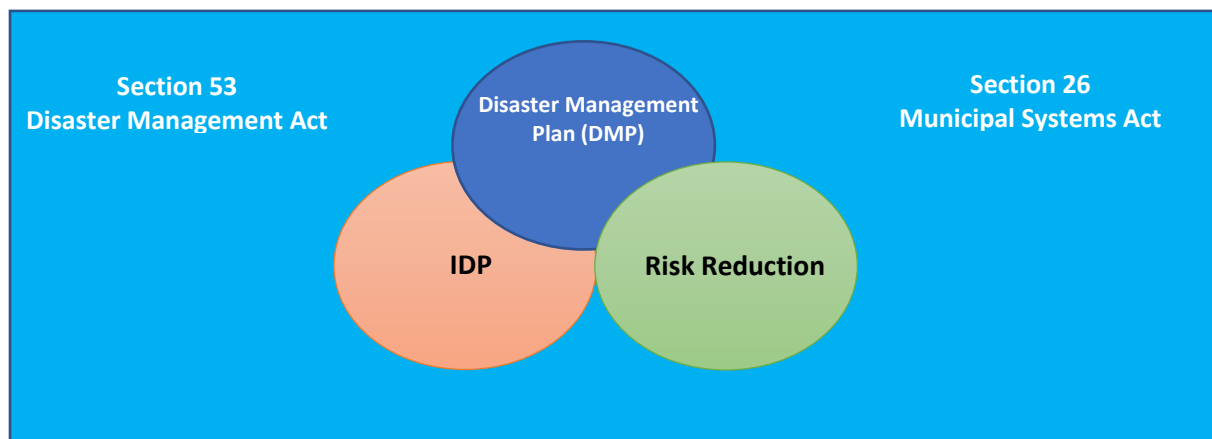
Diagram: 14.1 DMS Process

The Corporative Disaster Management Plan (DMP) will include all the different plans from all entities to form the DMP.

$$\text{Disaster Risk} = \frac{\text{Hazard} \times \text{Vulnerability}}{\text{Capacity}}$$

or

$$(\text{Disaster Risk} = \text{Hazard} \times \text{Vulnerability} \div \text{Capacity})$$



RISK	POSSIBILITY	SERVERTY	IMPACT
Droughts	5	5	25
Floods	5	5	25
Windstorms	2	2	4
Poverty	5	5	25
Transport-Roads	5	5	25
Fire: Structural	3	3	9
Fire: Veld	3	2	6
Epidemics	5	5	25

Table: 14.1 Municipal Risks

17.1 Institutional Capacity

Disaster Management Framework will be reviewing every year during April. The DM speaks to the four KPA's and three Enablers and form part and parcel of the Disaster Management Plan.

KPA 1: Institutional Capacity

Disaster Management Advisory Forum: was establish in August 2016 and meet on a quarterly basis. The Forum will give guidance according to the Risks identified. The Municipal Disaster Management Plan was reviewed in April 2024 and should be reviewed in 2025.

KPA 2: Risk Assessment

A Risk Assessment was done, and will be reviewed on an annual basis. The main risks which was identified are:

- Droughts
- Floods: Heavy Rain/ Thunderstorms
- Windstorms
- Fires
- High/ Low Temperatures.
- Poverty.
- Epidemics: Human - TB; HIV; Animal – Sheep Scab; Rift Valley Fever;
- Transport: Road Accidents; Chemical Spills.

KPA 3: Risk Reduction

Diagram: 14.2: Joint Organizing Committee

The new approach to Disaster Management, a great deal of time and effort went into pre- disaster risk reduction, therefore this section list and discuss all corporate and departmental risk reduction projects related to the priority risks identified. The following was put in place.

- Contingency plans for all risks identified.
- Risk Reduction plans
- Future plans listed in this IDP

KPA 2: Risk Assessment

Response and Relief Plans was implemented by Western Cape Provincial Disaster Management and the District developed Response and Relief SOP's, which will assist the municipality to improve Response and recovery from disasters.



The Municipality as part of their Contingency planning made provision for Response and recovery. The following structure will be put in place to manage and coordinate the response during disastrous events: (JOC = Joint Operation Centre; VOC =Venue Operation- Centre; FCP = Forward Control Post). This structure can then be used to upscale or downscale depending on the level of the incident or disaster.

Enabler 1: Information Management and Communication

Information management is of cardinal importance throughout the whole IDP/ Risk reduction process. Integrated communication links is established with all three spheres of government with Disaster Management. For compliance purposes with Section 16 and 17 of the Disaster Management Act the **UNITI-System** will be used to

communicate, report, capture and record. Otherwise the normal communication lines that do existed must be use. Communication to Councilors will be done through the Advisory Forum on each level of governance. The Advisory Forum will give guidance on what will be communicate and who will talk to the Media.

Diagram: 14.2 Disaster Management Advisory Forum

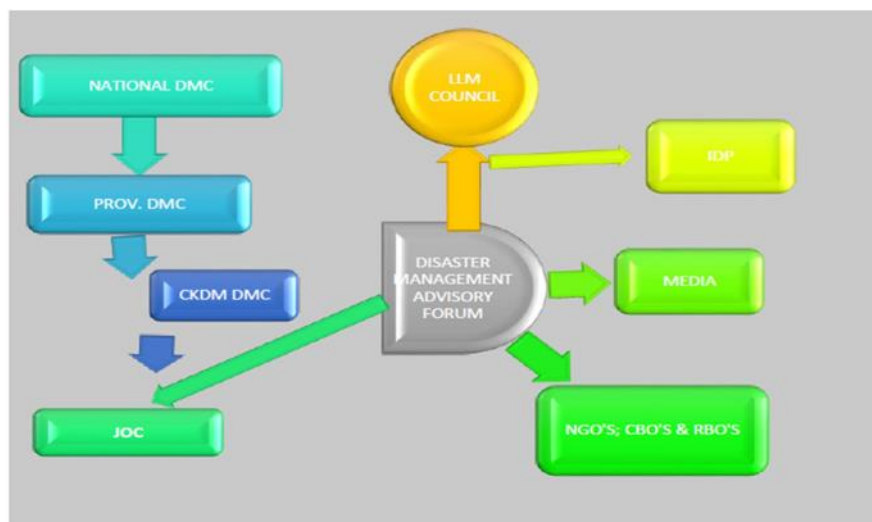
An **Early Warning and Monitoring System** will follow the same structure as above. Communication with **other emergency** role-players will also follow the same structure to form a combined effort.

Enabler 2: Training Education and Awareness

The IDP and Disaster Management Plan must promote a culture of risk avoidance among **all stakeholders** in the Municipality by capacitating role-players through **integrated education, training and public awareness initiatives and programs informed by scientific research. Education, training, research and public awareness** will be Streamlined and aligned with National, Provincial, District and Municipal initiatives. It will also be aligned.

Links were made with established awareness creation programs in **schools** for the purpose of disseminating information on disaster risk management and risk avoidance. **Short courses** to capacities the community will be rolled out and other mechanisms like exchange visits by groups to communities with success stories in risk reduction implemented within communities.

Enabler 3: Funding



Sustainable disaster risk mitigation projects are funded in this IDP

17.2 Disaster Management for the year 3 of 5 Year IDP

A hazard, Risk and Vulnerability Assessment (HRAVA) has been performed:

For the Municipal Area	Yes	No
For projects identified in the IDP	Yes	
Comments:		

Table: 13.1 Hazard, Risk and Vulnerability Assessment

The identified disaster risks have been prevented or mitigated through the implementation of risk reduction programs:

For the Municipal Area	Yes	No
For projects identified in the IDP	Yes	
Comments:		

Table: 13.2 Disaster Risk Prevention and Mitigation

Appropriate disaster preparedness, response and recovery plans have been developed for a risk that cannot be prevented or mitigated.

12.3. For Municipal area	Yes	No
12.3.1 For project identified in IDP	Yes	
Comments:		

Table: 13.3 Disaster Preparedness, Response and Recovery Plans

The Municipality has instituted the following disaster management requirements:

Established a functional Disaster Management Centre	Yes	No
Appoint a Head of Center		No
Dedicated DM Official Appointed	Yes	
Firefighting Team (Voluntary)	Yes	
Firefighting Equipment	Yes	
A functional Disaster Management Advisory Forum	Yes	
A Disaster Management (DM) Plan has been developed	Yes	
This DM Plan does include Sectorial Plans	Yes	
Comments: Disaster Management Centre is at District Level		

Table: 13.4 Disaster Management Requirements

Disaster Management has a functional system that complies with the following:

GIS data for disaster management	Yes	No
Risk reduction planning	Yes	
Early warning system	Yes	
Preparedness, response and recovery planning (Generic Plan)	Yes	
Comments:		

Table: 13.5 Disaster Functional System

These systems are linked to:

Disaster Systems	Yes	No
Other line functions in the Municipality	Yes	
Other Municipalities	Yes	
Security Forces (SAPS)	Yes	
Provincial EMS	Yes	
Provincial Departments	Yes	
The National Disaster Management Centre	Yes	
Comments: Linked to CKDM		

Table: 13.6 Disaster system Links

The Municipal Disaster Management Plan is completed, submitted and approved by

Disaster Systems	Yes	No
Other Municipalities in District Municipal Area	In Process	
Other Municipalities	Yes	
District Centre Municipal Disaster Management Centre	Yes	
Provincial Disaster Management Centre	Yes	
Comments:		

Table: 13.7 Disaster Plan Approval and Submission

18 References

MTREF Budget Municipal Sector Plans 5 Year IDP 2022/2027

Organization Structure IDP Process Plan

SEPLG 2024

CENSUS SA

MTREF Budget

IDP Process Plan

Organogram

IDP District Framework

19 Annexures

Municipal Spatial Development Framework Review

Integrated Waste Management Plan 3rd Generation